



**MEN'S TRACK & FIELD** | [Roster](#) | [Schedule/Results](#) | [News](#) | [Archives](#)

**MEN'S SPORTS**


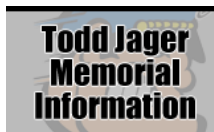
- Baseball
- Basketball
- Cross Country
- Football
- Golf
- Swimming & Diving
- Tennis
- Track & Field

**WOMEN'S SPORTS**

- Basketball
- Cross Country
- Golf
- Soccer
- Softball
- Swimming & Diving
- Tennis
- Track & Field
- Volleyball

GVSULakers.com  Web



**CONFERENCES / LINKS**



Grand Valley State Men's Track

December 14, 2007

Licensed to Grand Valley State University  
 Hy-Tek's Meet Manager 12/14/2007 09:32 PM  
 GVSU Holiday Open - 12/14/2007  
 Grand Valley State University  
 Allendale, Michigan  
 Results

## Women 55 Meter Dash

Name	Year	School	Prelims	H#
Preliminaries				
1 Gibson, Breezie	JR	Toledo	7.24q	2
2 Parker, Nicole	JR	Aquinas	7.25q	1
3 Jones, Bonita	JR	Chicago State	7.33q	6
4 Shakir, Nadirah	FR	Chicago State	7.43q	4
5 <a href="#">Noonan, Dianna</a>	JR	UNAG	7.49q	5
5 Franklin, Keshuna	JR	Chicago State	7.49q	3
7 Jefferson, Laura	SR	Chicago State	7.69q	4
8 Terrell, Amber	SO	Chicago State	7.72q	7
9 Ferguson, Jessica	FR	Oakland U.	7.73	2
10 Strouse, Allison	SO	Aquinas	7.75	1
11 <a href="#">Kettelhut, Christi</a>	SO	UNAG	7.78	1
12 Beutler, Kati		Una-Bethel	7.79	7
13 Whitaker, Sasha	FR	Oakland U.	7.82	6
14 O'Keefe, Ann	SO	Una-Bethel	7.85	4
15 Hall, Joordn	FR	Aquinas	7.89	5
16 Gager, Caitlyn	SO	Una-Bethel	7.91	7
17 Mustard, Aunnaka	FR	Una-Bethel	7.93	2
18 Westcott, Amanda	JR	Una-Bethel	7.96	7
19 Jones, Kamilah		Unal	8.06	3
20 <a href="#">Duthler, Rachel</a>	XX	UNAG	8.09	1
21 Blackburn, Angel	JR	Chicago State	8.21	3
21 Monaweek, April	FR	Una-Bethel	8.21	2
23 <a href="#">Smith, Ashley</a>	FR	UNAG	8.32	6
24 Ellison, Danae	JR	Una-Bethel	8.36	5
25 Farr, Miranda	JR	UNAG	8.37	6
26 VanderMeer, Jennifer	SR	UNAG	8.74	4

## Women 55 Meter Dash

Name	Year	School	Finals	H#
Finals				
1 Gibson, Breezie	JR	Toledo	7.09	1
2 Parker, Nicole	JR	Aquinas	7.16	1
3 Jones, Bonita	JR	Chicago State	7.37	1
3 Franklin, Keshuna	JR	Chicago State	7.37	2
5 <a href="#">Noonan, Dianna</a>	JR	UNAG	7.43	2
6 Shakir, Nadirah	FR	Chicago State	7.50	1
7 Jefferson, Laura	SR	Chicago State	7.70	2
8 Terrell, Amber	SO	Chicago State	7.73	2

## Women 200 Meter Dash

Name	Year	School	Finals	H#
Finals				
1 Kaverman, Amanda	FR	Toledo	25.84	1
2 Gibson, Breezie	JR	Toledo	25.85	1
3 Jones, Bonita	JR	Chicago State	26.62	1
4 Jefferson, Laura	SR	Chicago State	27.14	2
5 Sanders, Sharisse	SR	Chicago State	27.35	2
5 Ferguson, Jessica	FR	Oakland U.	27.35	3
7 <a href="#">Johnson, Tanisha</a>	SO	Grand Valley	27.53	4
8 Strouse, Allison	SO	Aquinas	27.88	2
9 Franklin, Keshuna	JR	Chicago State	28.12	1
10 <a href="#">James, Valerie</a>	FR	Grand Valley	28.13	5
11 <a href="#">Beach, Ali</a>	SR	Grand Valley	28.14	4
12 Smith, Tansy	FR	Oakland U.	28.51	3
13 Murray, Shannon	SO	Oakland U.	28.57	3
14 <a href="#">Pearsall, Amber</a>	SO	Grand Valley	28.85	5
15 Martin, Chennelle	FR	Chicago State	29.08	2
16 Jones, Kamilah		Unal	29.67	3
17 Blackburn, Angel	JR	Chicago State	30.40	4
18 Mets, Maria	SO	Oakland U.	30.99	4

## Women 400 Meter Dash

Name	Year	School	Finals	H#
Finals				
1 Tukes, Ashely	SO	MCC	59.40	2
2 <a href="#">Mandziara, Katie</a>	SR	Grand Valley	59.94	1
3 Jones, Bonita	JR	Chicago State	59.94	1
4 Kaverman, Amanda	FR	Toledo	1:00.20	3
5 Dixon, Telisa	JR	Chicago State	1:00.68	1
6 <a href="#">Nozime, Kirsten</a>	SO	Grand Valley	1:00.76	1
7 Vallar, Kayla	SO	UNAG	1:01.35	5
8 Marzel, Megan	FR	Toledo	1:01.46	2
9 Martinez, Melissa	SO	Oakland U.	1:01.91	2
10 Kempf, Jenna	FR	Oakland U.	1:02.14	3
11 Sanders, Sharisse	SR	Chicago State	1:02.25	3
12 Ballantine, Carly	FR	Oakland U.	1:02.58	3
13 <a href="#">Chandler, Adrienne</a>	FR	UNAG	1:03.02	4
14 <a href="#">Zandbergen, Abbey</a>	FR	UNAG	1:03.21	4
15 Tousley, Kelly	FR	UNAG	1:04.52	5
16 <a href="#">James, Valerie</a>	FR	Grand Valley	1:06.43	4


## Women 1 Mile Run

Name	Year	School	Finals
Finals			
1 <a href="#">McCarthy, Katherine</a>	FR	Grand Valley	5:16.38
2 Alfredson, Katie	SO	Grand Valley	5:17.73
3 Ostrenga, Stephanie	FR	UNAG	5:20.52
4 Cline, Dayna	SR	Oakland U.	5:25.11

5	Schachinger, Leslie	FR Oakland U.	5:28.09
6	Thull, Rachel	FR Oakland U.	5:41.30
7	Leach, Jenna	FR Oakland U.	5:45.96
8	Kirk, Emily	JR Unattached	6:00.29
9	Sanger, Emily	FR Oakland U.	6:04.05

Women 800 Meter Run

Name	Year	School	Finals
1	Strouse, Amanda	JR Aquinas	9:26
2	Thomas, Danielle	FR Toledo	9:96
3	Allan, Gillian	FR Oakland U.	7:52
4	Wright, Becca	Una-Cornerstone	7:70
5	Cline, Dayna	SR Oakland U.	9:57
6	Rinkus, Samantha	FR Aquinas	10:11
7	Dykstra, Tracy	Una-Cornerstone	2:34.83
8	Salmon, Dana	SO Oakland U.	2:35.24



Women 3000 Meter Run

Name	Year	School	Finals
1	Hinkley, Sarah	XX Unattached	9:51.24
2	Blackwell, Christina	FR Unattached	11:23.13
3	Wright, Becca	Una-Cornerstone	11:27.50
4	Huber, Stephanie	JR Oakland U.	11:34.75
5	Reilly, Katie	SO Oakland U.	11:45.44
6	Stumpmier, Kelly	FR Oakland U.	12:01.22
7	Brown, Janelle	Una-Cornerstone	12:17.10

Women 55 Meter Hurdles

Name	Year	School	Prelims	H#
Preliminaries				
1	<a href="#">Wheat, Candice</a>	SO Grand Valley	8.24q	4
2	Dixon, Telisa	JR Chicago State	8.40q	1
3	<a href="#">O'Shesky, Jennifer</a>	SR UNAG	8.49q	4
4	<a href="#">Beach, Ali</a>	SR Grand Valley	8.70q	1
5	<a href="#">Tulpa, Jen</a>	SR Grand Valley	8.91q	2
6	Wilson, Kayla	Una-Cornerstone	8.92q	2
7	Dowell, Leighann	Saginaw Valley	8.97q	3
8	Mets, Maria	SO Oakland U.	9.63q	3
9	Murray, Shannon	SO Oakland U.	9.77	4
10	Whitaker, Sasha	FR Oakland U.	9.85	4
11	<a href="#">Pearsall, Amber</a>	SO Grand Valley	10.00	1
12	<a href="#">Johnson, Tanisha</a>	SO Grand Valley	10.22	3
13	Kirkpatrick, Heather	SR Toledo	10.23	3

Women 55 Meter Hurdles

Name	Year	School	Finals	H#
Finals				
1	<a href="#">Wheat, Candice</a>	SO Grand Valley	8.41	1
2	Dixon, Telisa	JR Chicago State	8.54	1
3	<a href="#">O'Shesky, Jennifer</a>	SR UNAG	8.61	1
4	<a href="#">Beach, Ali</a>	SR Grand Valley	8.77	1
5	Dowell, Leighann	Saginaw Valley	8.80	2
6	<a href="#">Tulpa, Jen</a>	SR Grand Valley	8.92	2
7	Mets, Maria	SO Oakland U.	9.36	2
8	Wilson, Kayla	Una-Cornerstone	9.45	2

Women 4x400 Meter Relay

School	Finals	H#
1 Grand Valley State Univer 'A'	4:04.29	1
2 Chicago State 'A'	4:05.76	1
1) Dixon, Telisa JR	2) Shakir, Nadirah FR	
3) Sanders, Sharisse SR	4) Jones, Bonita JR	
3 Unattached-GV 'A'	4:09.23	1
4 Oakland Univesity 'A'	4:15.44	1
5 Oakland Univesity 'B'	4:22.65	2
-- Grand Valley State Univer 'C'	DNF	2
1) <a href="#">Pearsall, Amber</a> SO	2) <a href="#">Beach, Ali</a> SR	
3) <a href="#">Johnson, Tanisha</a> SO	4)	
-- Unattached-GV 'B'	DNF	2

Women High Jump

Name	Year	School	Finals
1	Martin, Chennelle	FR Chicago State	1.75m 5-08.75
2	Sutherland, Michelle	JR Toledo	1.70m 5-07.00
3	<a href="#">VanderSlik, Heather</a>	JR Grand Valley	1.65m 5-05.00
4	<a href="#">Doyen, Maegan</a>	SO Grand Valley	J1.65m 5-05.00
5	<a href="#">Johnson, Tanisha</a>	SO Grand Valley	1.55m 5-01.00
6	<a href="#">Pearsall, Amber</a>	SO Grand Valley	1.50m 4-11.00
7	Ericka, Eddy	FR Aquinas	1.45m 4-09.00
8	<a href="#">Beach, Ali</a>	SR Grand Valley	1.40m 4-07.00

Women Pole Vault

Name	Year	School	Finals
1	Farr, Miranda	JR UNAG	11-10.00 3.60m
2	Harmon, Shari	FR Toledo	11-04.00 3.45m
3	<a href="#">Duthler, Rachel</a>	XX UNAG	J11-04.00 3.45m
4	VanderMeer, Jennifer	SR UNAG	10-10.00 3.30m
5	<a href="#">Kettelhut, Christi</a>	SO UNAG	J10-10.00 3.30m
6	Ellison, Danae	JR Una-Bethel	J10-10.00 3.30m
7	<a href="#">Smith, Ashley</a>	FR UNAG	10-04.00 3.14m
8	Gager, Caitlyn	SO Una-Bethel	J10-04.00 3.14m
9	Boyer, Amy	Una-Cornerstone	9-10.00 2.99m
9	Monawek, April	FR Una-Bethel	9-10.00 2.99m
9	O'Keefe, Ann	SO Una-Bethel	9-10.00 2.99m
12	Handzlik, Paulina	SO Toledo	J9-10.00 2.99m
13	Wackernagle, Chelsea	FR Hillsdale	J9-04.00 2.84m

14 Laman, Bekan	SR Una-Bethel	09-04.25	4.85m
-- Mustard, Aunnaka	FR Una-Bethel		NH
-- Reidt, Emily	FR MCC		NH
-- Dragon, Mallory	SO Toledo		NH
-- Noonan, Dianna	JR UNAG		NH

## Women Long Jump

Name	Year School	Finals	
1 Summers, Blair	SR Toledo	5.65m	18-06.50
2 Pulliam, Ciearra	JR Chicago State	5.44m	17-10.25
3 Shakir, Nadirah	FR Chicago State	5.37m	17-07.50
4 Wilson, Kayla	Una-Cornerstone	5.27m	17-03.50
5 Westcott, Amanda	JR Una-Bethel	5.25m	17-02.75
6 Sanders, Sharisse	SR Chicago State	5.10m	16-08.75
7 Beutler, Kati	Una-Bethel	5.02m	16-05.75
8 Jefferson, Laura	SR Chicago State	4.86m	15-11.50
9 <a href="#">Beach, Ali</a>	SR Grand Valley	4.82m	15-09.75
10 nay, Maris	FR Oakland U.	4.70m	15-05.00
11 Dixon, Telisa	JR Chicago State	4.57m	15-00.00
12 <a href="#">Pearsall, Amber</a>	SO Grand Valley	4.42m	14-06.00
13 <a href="#">Johnson, Tanisha</a>	SO Grand Valley	4.32m	14-02.25

## Women Triple Jump

Name	Year School	Finals	
1 Shade, Kira	SR Toledo	10.93m	35-10.50
2 Westcott, Amanda	JR Una-Bethel	10.53m	34-06.75
3 Beutler, Kati	Una-Bethel	9.72m	31-10.75

## Women Shot Put

Name	Year School	Finals	
1 <a href="#">Fox, Emily</a>	JR Grand Valley	14.05m	46-01.25
2 Martin, Siobhan	SR Aquinas	12.57m	41-03.00
3 Donovan, Kristin	SR Hillsdale	12.51m	41-00.50
4 <a href="#">Bogner, Mary</a>	JR Grand Valley	12.39m	40-07.75
5 Lawton, Jeanice	SO MCC	12.33m	40-05.50
6 <a href="#">Bond, Sarah</a>	FR Grand Valley	12.05m	39-06.50
7 Brazeam, Sandy	SO Toledo	11.99m	39-04.00
8 Horne, Brittany	JR Detroit Mercy	11.95m	39-02.50
9 <a href="#">Posa, Kathie</a>	SR Grand Valley	11.79m	38-08.25
10 Nugent, Emily	Saginaw Valley	11.48m	37-08.00
11 Dowell, Leighann	Saginaw Valley	11.41m	37-05.25
12 <a href="#">Denison, Rachel</a>	FR UNAG	11.06m	36-03.50
13 Poulin, Danielle	JR Detroit Mercy	10.55m	34-07.50
14 Newman, Catherine	FR Aquinas	10.54m	34-07.00
15 Darby, Jacquelin	JR Chicago State	10.32m	33-10.25
16 <a href="#">Beach, Ali</a>	SR Grand Valley	9.83m	32-03.00
17 <a href="#">Johnson, Tanisha</a>	SO Grand Valley	9.50m	31-02.00
18 Kirkpatrick, Heather	SR Toledo	9.35m	30-08.25
19 Stremlow, Stacey	Una-Svsu	9.31m	30-06.50
20 <a href="#">Pearsall, Amber</a>	SO Grand Valley	7.69m	25-02.75
21 Engle, Heather	FR Toledo	7.50m	24-07.25

## Women Weight Throw

Name	Year School	Finals	
1 <a href="#">Posa, Kathie</a>	SR Grand Valley	17.96m	58-11.25
2 <a href="#">Fox, Emily</a>	JR Grand Valley	17.84m	58-06.50
3 <a href="#">Bogner, Mary</a>	JR Grand Valley	17.66m	57-11.25
4 Becker, Heather	JR Aquinas	15.56m	51-00.75
5 Donovan, Kristin	SR Hillsdale	14.97m	49-01.50
6 <a href="#">Bond, Sarah</a>	FR Grand Valley	14.78m	48-06.00
7 Nugent, Emily	Saginaw Valley	13.98m	45-10.50
8 Horne, Brittany	JR Detroit Mercy	13.87m	45-06.25
9 Brazeam, Sandy	SO Toledo	13.79m	45-03.00
10 Poulin, Danielle	JR Detroit Mercy	13.55m	44-05.50
11 Martin, Siobhan	SR Aquinas	13.26m	43-06.00
12 Lawton, Jeanice	SO MCC	12.41m	40-08.75
13 Anema, Katie	SO Northwood	11.70m	38-04.75
14 Newman, Catherine	FR Aquinas	11.32m	37-01.75
15 Buchhop, Gwen	FR Hillsdale	11.30m	37-01.00
16 <a href="#">Denison, Rachel</a>	FR UNAG	11.26m	36-11.50
17 Engle, Heather	FR Toledo	10.66m	34-11.75
18 Stremlow, Stacey	Una-Svsu	10.09m	33-01.25
19 Monarch, Corey	Toledo	9.53m	31-03.25

## Men 55 Meter Dash

Name	Year School	Prelims	H#
Preliminaries			
1 Johnson, Dustin	FR Unattached	6.64q	13
2 Fleming, Daniel	FR Chicago State	6.70q	5
3 Chupp, Trent	Una-Bethel	6.70q	3
4 Robinson, Brandon	SR Chicago State	6.74q	11
5 <a href="#">Wilson, Bryant</a>	JR UNAG	6.75q	12
6 Parker, Josh	SR Oakland U.	6.76q	4
6 Thornton, Jerrel	FR Chicago State	6.76q	13
8 Smith, Bill	FR Northwood	6.77q	9
9 Govah, Ryan	UN Spring Arbor	J6.77	9
10 Coveart, Andrew	Unal	6.81	6
10 Burrington, Zach	SR Una-Bethel	6.81	1
12 Jackson, Dennise	FR MCC	6.83	8
12 Awada, Mike	SO MCC	6.83	4
14 Kornoely, Josh	SR Aquinas	6.84	1
15 Moore, Randy	FR Oakland U.	6.87	6
15 Symonds, Joey	Una-Cornerstone	6.87	9
17 Hewson, Matt	JR Aquinas	6.90	11
18 Maicrly, JW	Una-Bethel	6.95	7
19 <a href="#">Post, Andrew</a>	FR Grand Valley	6.96	12
19 Dupey, Justin	SR Aquinas	6.96	2
21 <a href="#">VanPortfleet, Mitch</a>	SO Grand Valley	6.99	8
22 <a href="#">Metellus, Robert</a>	SO Grand Valley	7.02	12
23 <a href="#">Buchan, Weston</a>	FR UNAG	7.11	8
24 Klotz, RT	FR Aquinas	7.13	5

24	Short, Adam	FR Aquinas	7.14	5
25	Eisenmann, Brent	FR Spring Arbor	7.14	4
25	<a href="#">Dennis, Quinton</a>	FR UNAG	7.14	3
28	Walsh, Alex	Una-Bethel	7.15	3
29	Muran, Julian	Mmtc	7.16	3
29	Lane, Ryan	Mmtc	7.16	7
29	Stevenson, Chris	FR Spring Arbor	7.16	1
32	Jones, Tearies	Unal	7.17	13
33	Gemtile, Alex	SO Spring Arbor	7.18	7
34	Whitcomb, Ryan	XX Unattached	7.23	10
35	Williams, Darius	UN Spring Arbor	7.24	10
36	Williams, Xavier	FR Chicago State	7.25	6
37	<a href="#">Levering, Scott</a>	SR UNAG	7.28	9
38	Thurk, Aaron	Mmtc	7.29	10
39	Johnson, Justin	FR Spring Arbor	7.30	10
40	<a href="#">Smith, Nathaniel</a>	FR UNAG	7.36	8
41	Holmes, Robert	FR Chicago State	7.41	11
42	Klein, Kyle	FR Una-Bethel	7.46	12
42	<a href="#">Gordeneer, Matt</a>	SO UNAG	7.46	2
44	Hall, Kevin	SR Spring Arbor	7.56	6
45	Coolidge, John	SO Spring Arbor	7.73	4
--	Tape, Darrin	JR Northwood	FS	11

## Men 55 Meter Dash

Name	Year	School	Finals	H#
Finals				
1	Johnson, Dustin	FR Unattached	6.54	1
2	Fleming, Daniel	FR Chicago State	6.65	1
3	Parker, Josh	SR Oakland U.	6.67	2
4	Thornton, Jerrel	FR Chicago State	6.72	2
5	Smith, Bill	FR Northwood	6.78	2
6	Robinson, Brandon	SR Chicago State	9.32	1

## Men 200 Meter Dash

Name	Year	School	Finals	H#
1	Tape, Darrin	JR Northwood	22.72	1
2	Wilson, Kyle	FR MCC	23.05	3
3	Jackson, Kevin	HS Unattached	23.08	1
4	Erickson, Jake	Una-Cornerstone	23.27	4
5	Harden, Stephan	JR Unattached	23.32	2
6	Kornoely, Josh	SR Aquinas	23.38	4
7	Coveart, Andrew	Unal	23.40	1
8	Parker, Josh	SR Oakland U.	23.45	3
9	Fleming, Daniel	FR Chicago State	23.49	1
10	Dupey, Justin	SR Aquinas	23.61	2
11	Thornton, Jerrel	FR Chicago State	23.82	2
12	Meier, Jared	HS Unattached	23.90	3
13	Hewson, Matt	JR Aquinas	23.97	5
14	Awada, Mike	SO MCC	24.13	7
15	Uecker-Herman, Caleb	FR Aquinas	24.23	7
16	Felder, Quintin	Mmtc	24.30	6
17	Jones, Tearies	Unal	24.46	3
18	Okafor, Goldstien	FR Chicago State	24.58	2
18	Klotz, BJ	FR Aquinas	24.58	4
20	Luce, Kevin	SO Oakland U.	24.74	9
21	Raynal, Wesley	FR Aquinas	24.76	8
22	Smith, Cameron	FR Aquinas	24.97	6
23	<a href="#">Latz, Joey</a>	SO Grand Valley	25.05	9
24	Olayiwola, Akinwande	SR Chicago State	25.31	8
25	Stevenson, Chris	FR Spring Arbor	25.50	6
25	Wilson, Ed	FR MCC	25.50	9
27	<a href="#">Gatlin, Nic</a>	Unattached	25.89	10
28	<a href="#">Sultini, Tony</a>	Unattached	25.99	10
29	Thurk, Aaron	Mmtc	26.63	7
30	Williams, Xavier	FR Chicago State	26.74	8
31	Choate, Brad	FR Spring Arbor	27.31	7

## Men 400 Meter Dash

Name	Year	School	Finals	H#
1	Wilson, Kyle	FR MCC	50.27	1
1	<a href="#">Rock, Troy</a>	SO Grand Valley	50.27	1
3	Erickson, Jake	Una-Cornerstone	50.74	1
4	Jackson, Kevin	HS Unattached	52.22	2
5	Rumpf, Craig	FR UNAG	52.25	5
6	Wells, Khalid	FR Oakland U.	52.38	3
7	<a href="#">Antor, Peter</a>	JR Grand Valley	52.66	5
8	<a href="#">Cartman, Caleb</a>	FR UNAG	52.92	2
8	Campbell, Joshua	SO Chicago State	52.92	1
10	<a href="#">Lowe, Eric</a>	FR UNAG	53.34	6
11	Darling, Ryan	FR Oakland U.	53.68	4
12	<a href="#">Kline, Jason</a>	FR UNAG	53.73	6
13	Truss, Elliot	FR UNAG	54.72	6
14	Chesney, Justin	Unal	54.98	4
15	Damstra, Aaron	Una-Cornerstone	55.06	5
16	Coleman, Jack	FR Oakland U.	56.11	3
17	Olayiwola, Akinwande	SR Chicago State	56.58	4
18	Hall, Kevin	SR Spring Arbor	57.67	4
19	Williams, Darius	UN Spring Arbor	57.73	3
20	Davis, Anthony	SO Chicago State	58.30	2
21	Coolidge, John	SO Spring Arbor	1:01.20	5

## Men 1 Mile Run

Name	Year	School	Finals
1	Flemming, Mike	JR Oakland U.	4:29.16
2	<a href="#">Sage, Pat</a>	FR Grand Valley	4:29.26
3	Osentoski, Joe	FR Oakland U.	4:32.17
4	Earl, Pat	Unattached	4:33.39
5	<a href="#">Allen, Carlton</a>	FR UNAG	4:37.18
6	Buntman, Brian	SO Oakland U.	4:38.89
7	Barker-King, Graham	Unattached	4:45.60
8	Del Toro, Victor	FR Iu-Northwest	4:46.17
9	Cook, Scott	FR Iu-Northwest	4:48.72

10	<a href="#">Wilder, Brian</a>	FR UNAG	4:48.82
11	Povirk, Gus	FR Oakland U.	4:50.25
12	Ringbloom, Craig	XX Unattached	4:54.26
13	Torabi, John	FR Iu-Northwest	4:55.80
14	Duke, Kellen	Unattached	5:04.83
15	Janowitz, Jordan	XX Unattached	5:07.29
16	White, Ken	XX Unattached	5:14.49
17	Godwin, Josh	Unattached	5:16.21
--	Mills, Zach	FR UNAG	DNF

## Men 600 Meter Run

Name	Year	School	Finals
1	Ramirez, Victor	FR Aquinas	1:25.47
2	Vereecke, Andy	SO Aquinas	1:26.23
3	Calvo, Jairo	FR Aquinas	1:26.58
4	Gould, Alex	SO Detroit Mercy	1:27.43
5	Greenhoe, Brian	FR Detroit Mercy	1:27.50
6	Stickney, Colin	FR Aquinas	1:28.49
7	Leetsma, Joe	FR Aquinas	1:30.26
8	Williams, Travis	SR Chicago State	1:30.97

## Men 800 Meter Run

Name	Year	School	Finals
1	Schuster, Todd	SR UNAG	1:54.74
2	Goike, Joe	SO Oakland U.	1:57.05
3	Kapkirwok, Nelson	FR UNAG	1:58.08
4	Filipek, Tony	Saginaw Valley	1:58.10
5	<a href="#">Barker, Glen</a>	FR UNAG	2:00.18
6	Magnotte, Dave	FR Oakland U.	2:01.11
7	Post, Joel	XX Unattached	2:01.29
8	Baurhenn, Andy	SO Oakland U.	2:04.27
9	<a href="#">Beque, Derek</a>	FR UNAG	2:05.40
10	Osborne, Nick	Una-Cornerstone	2:05.58
11	Marcinkowski, Brian	SO Oakland U.	2:06.39
12	Kaijala, Peter	Una-Cornerstone	2:06.46
13	Perez, Martin	FR Iu-Northwest	2:07.75
14	Fleming, Mike	JR Oakland U.	2:07.95
15	Leyendocker, Joseph	SO Unattached	2:09.36

## Men 3000 Meter Run

Name	Year	School	Finals
1	Craze, Mike	SO Oakland U.	9:05.22
2	Brinkman, Zack	XX Unattached	9:09.08
3	Giemapp, Kevin	SR Spring Arbor	9:11.20
4	Modert, Josh	Unattached	9:16.70
5	Cataldo, Kevin	SO Oakland U.	9:18.00
6	Battle, Justin	FR Oakland U.	9:24.23
7	Bonzheim, Jeff	FR Oakland U.	9:30.13
8	Elizondo, Jose	JR Iu-Northwest	9:32.52
9	Petricevic, John	FR Oakland U.	9:36.99
10	Carlisle, Steffen	Unattached	9:38.14
11	Rowland, Tim	SO Oakland U.	9:41.23
12	Strohkirch, Jordan	FR Oakland U.	9:44.21
13	Galbraith, Travis	FR Oakland U.	9:44.84
14	Gienapp, Tom	FR Oakland U.	9:48.98
15	Rodriguez, Miguel	FR Iu-Northwest	9:50.17
16	Reif, Kyle	FR Spring Arbor	10:05.01
17	Rich, Jake	FR Spring Arbor	10:13.65
18	Walters, Bill	Mmtc	10:23.37

## Men 5000 Meter Run

Name	Year	School	Finals
1	<a href="#">Holm, Ryan</a>	SR Grand Valley	14:54.71
2	Ianz, Steve	SO Spring Arbor	15:47.60
3	Sprunger, Josh	JR Spring Arbor	16:29.42
4	Voss, Bobby	SO Spring Arbor	16:43.51
5	<a href="#">Lucas, Dan</a>	FR UNAG	16:51.31
6	Koser, John	FR Spring Arbor	17:09.16
7	Egle, Aaron	FR Spring Arbor	17:33.65
--	Mikala, Michael	XX Unattached	DNF
--	<a href="#">Peck, Nate</a>	SR Grand Valley	DNF

## Men 55 Meter Hurdles

Name	Year	School	Prelims	H#
Preliminaries				
1	<a href="#">Lucius, Garron</a>	SR Grand Valley	7.85q	2
2	Luce, Kevin	SO Oakland U.	7.90q	3
3	<a href="#">Latz, Joey</a>	SO Grand Valley	8.18q	3
4	Smith, Bill	FR Northwood	8.25q	2
5	<a href="#">Makela, Bill</a>	SR Grand Valley	8.43q	1
6	Silecchia, Joe	FR Spring Arbor	8.62q	1
7	Van Oss, Jim	Una-Cornerstone	8.70q	3
8	Kauer, Alex	Mmtc	8.87q	1
9	Choate, Brad	FR Spring Arbor	9.21	3

## Men 55 Meter Hurdles

Name	Year	School	Finals	H#
Finals				
1	<a href="#">Lucius, Garron</a>	SR Grand Valley	7.74	1
2	Luce, Kevin	SO Oakland U.	7.89	1
3	<a href="#">Latz, Joey</a>	SO Grand Valley	8.10	1
4	<a href="#">Makela, Bill</a>	SR Grand Valley	8.11	2
5	Silecchia, Joe	FR Spring Arbor	8.54	2
6	Van Oss, Jim	Una-Cornerstone	8.83	2
7	Kauer, Alex	Mmtc	9.17	2
--	Smith, Bill	FR Northwood	DNF	1

## Men 4x400 Meter Relay

School	Finals	H#
1 Grand Valley State Univer 'A'	3:30.23	1
2 Oakland Univesity 'A'	3:31.22	1
3 Unattached-GV 'A'	3:31.33	1
4 Chicago State 'A'	3:34.62	1
5 Chicago State 'B'	3:35.25	2
6 Unattached-GV 'B'	3:39.28	3
7 Oakland Univesity 'B'	3:40.07	2
8 Unattached 'A'	3:40.27	2
9 Unattached-GV 'C'	3:49.28	3
10 Unattached 'B'	3:51.71	3
1) White, Ken XX	2) Godwin, Josh	
3) Ringbloom, Craig XX	4) Janowitz, Jordan XX	

## Men High Jump

Name	Year School	Finals
1 Smith, Derek	Chicago State	2.00m 6-06.75
2 <a href="#">Miller, Nate</a>	FR Grand Valley	J2.00m 6-06.75
3 <a href="#">Mulder, Kevin</a>	FR UNAG	1.80m 5-10.75
4 Gregory, Matt	FR Oakland U.	J1.80m 5-10.75
5 Zemla, Wes	FR UNAG	1.75m 5-08.75
5 <a href="#">Latz, Joey</a>	SO Grand Valley	1.75m 5-08.75
7 Wilson, Ed	FR MCC	J1.75m 5-08.75

## Men Pole Vault

Name	Year School	Finals
1 Hollis, Mark	XX Una-Bethel	16-04.75 4.99m
2 <a href="#">Wilson, Bryant</a>	JR UNAG	15-11.00 4.85m
3 Wesley, Joe	HS Unattached	15-05.00 4.69m
4 Burrington, Zach	SR Una-Bethel	14-11.00 4.54m
5 Czerny, David	Ferris	14-05.25 4.40m
6 Klein, Kyle	FR Una-Bethel	13-05.25 4.09m
7 Marsack, Zach	FR MCC	12-11.75 3.95m
-- <a href="#">Leversing, Scott</a>	SR UNAG	NH
-- <a href="#">Gordeneer, Matt</a>	SO UNAG	NH
-- Short, Adam	Una-Bethel	NH
-- <a href="#">Dennis, Quinton</a>	FR UNAG	NH

## Men Long Jump

Name	Year School	Finals
1 Harden, Stephan	JR Unattached	7.19m 23-07.25
2 Jones, Earnest	FR Chicago State	6.61m 21-08.25
3 Chupp, Trent	Una-Bethel	6.60m 21-08.00
4 Maicrly, JW	Una-Bethel	6.59m 21-07.50
5 Sears, Robert	FR Oakland U.	6.52m 21-04.75
6 Badowsky, Mark	Saginaw Valley	6.42m 21-00.75
7 <a href="#">Post, Andrew</a>	FR Grand Valley	6.40m 21-00.00
8 Glen, Kolby	FR MCC	6.36m 20-10.50
9 <a href="#">Buchan, Weston</a>	FR UNAG	6.25m 20-06.25
10 Gregory, Matt	FR Oakland U.	5.92m 19-05.25
10 Lane, Ryan	Mmtc	5.92m 19-05.25
12 Walsh, Alex	Una-Bethel	5.81m 19-00.75
13 Eisenmann, Brent	FR Spring Arbor	5.73m 18-09.75
14 Johnson, Justin	FR Spring Arbor	5.67m 18-07.25
15 Whitcomb, Ryan	XX Unattached	5.58m 18-03.75
16 Govah, Ryan	UN Spring Arbor	5.37m 17-07.50
-- <a href="#">VanPortfleet, Mitch</a>	SO Grand Valley	DNF

## Men Triple Jump

Name	Year School	Finals
1 <a href="#">Metellus, Robert</a>	SO Grand Valley	14.01m 45-11.75
2 Okafor, Goldstien	FR Chicago State	13.73m 45-00.50
3 <a href="#">Smith, Nathaniel</a>	FR UNAG	13.70m 44-11.50
4 Suchoski, Joe	FR Oakland U.	12.35m 40-06.25
5 Walsh, Alex	Una-Bethel	12.30m 40-04.25
6 Sears, Robert	FR Oakland U.	12.08m 39-07.75
7 Burrington, Zach	SR Una-Bethel	12.00m 39-04.50
8 Maicrly, JW	Una-Bethel	11.49m 37-08.50


## Men Shot Put


Name	Year School	Finals
1 Koglin, Josh	Saginaw Valley	14.62m 47-11.75
2 Briggs, Patrick	Una-Svsu	14.57m 47-09.75
3 <a href="#">Eno, Kyle</a>	FR UNAG	14.11m 46-03.50
4 Egan, Sean	Saginaw Valley	13.31m 43-08.00
5 <a href="#">Bosch, Mitch</a>	SO Grand Valley	12.92m 42-04.75
6 Grubius, Adam	SO Oakland U.	11.90m 39-00.50
7 Marshall, Brent	SO Spring Arbor	10.88m 35-08.50
8 Holmes, Robert	FR Chicago State	10.32m 33-10.25
9 <a href="#">Latz, Joey</a>	SO Grand Valley	10.29m 33-09.25
10 Gillespie, Eric	SO Spring Arbor	9.33m 30-07.50
-- Marquardt, Justin	FR Aquinas	FOUL

## Men Weight Throw

Name	Year School	Finals
1 Stomps, Jason	JR Hillsdale	17.09m 56-01.00
2 Dailey, Justin	FR Hillsdale	16.29m 53-05.50
3 Brown, Chris	XX Unattached	16.26m 53-04.25
4 Koglin, Josh	Saginaw Valley	15.10m 49-06.50
5 <a href="#">Bosch, Mitch</a>	SO Grand Valley	15.03m 49-03.75
6 Young, Joel	XX Unattached	14.84m 48-08.25
7 <a href="#">Grabowski, Nate</a>	SO Grand Valley	14.52m 47-07.75
8 <a href="#">Lipski, Clay</a>	FR Grand Valley	14.46m 47-05.25
9 Briggs, Patrick	Una-Svsu	14.19m 46-06.75
10 <a href="#">Eno, Kyle</a>	FR UNAG	13.93m 45-08.50
11 Kramer, Kyle	SR Aquinas	13.90m 45-07.25

12	<a href="#">Marshall, Caleb</a>	FR UNAG	12.58m	41-03.25
13	Borsenik, Craig	BB Northwood	12.37m	40-07.00
14	Munoz, Brandon	FR MCC	11.94m	39-02.25
15	Draper, Matt	SO Northwood	11.65m	38-02.75
16	<a href="#">Goliver, Jake</a>	FR UNAG	11.22m	36-09.75
17	Marquardt, Justin	FR Aquinas	10.89m	35-08.75
18	Tarrant, Devin	FR Aquinas	10.70m	35-01.25

 [Printer-friendly format](#)

 [Email this article](#)