

Chargers Baseball



Scott Monterastelli

Jesse Smith

Brandon Hubbard



2009 HILLSDALE COLLEGE BASEBALL SCHEDULE

<i>Day</i>	<i>Date</i>	<i>Opponent</i>	<i>Location</i>	<i>Time/Results</i>
Sat.	Feb. 21	at Indianapolis	Indianapolis, Ind.	12 p.m.
Thu. - Sun.	Feb. 26 - March 1	First Spring Trip	Winter Haven, Fla.	
Fri.	Feb. 27	Nebraska-Omaha	Winter Haven, Fla.	1:30 p.m.
Sat.	Feb. 28	Lewis	Winter Haven, Fla.	11 a.m.
Sun.	March 1	Kentucky Wesleyan (s)	Winter Haven, Fla.	9:15 a.m.
Sat.	March 7	Oakland City	Oakland City, Ind	11 a.m.
Sat.	March 7	University of Indianapolis	Oakland City, Ind.	2 p.m.
Fri.-Thu.	March 13-19	Second Spring Trip	Savannah, Ga.	-
Sat.	March 14	Fairmont State	Savannah, Ga.	11 a.m.
Sun.	March 15	Fairmont State	Savannah, Ga.	11 a.m.
Tue.	March 17	Armstrong Atlantic (s)	Savannah, Ga.	2 p.m.
Wed.	March 18	Armstrong Atlantic (s)	Savannah, Ga.	6 p.m.
Sat.	March 21	vs. Grand Valley State*	Hillsdale, Mich.	1 p.m.
Sun.	March 22	vs. Grand Valley State* (s)	Hillsdale, Mich.	1 p.m.
Wed.	March 25	at Saginaw Valley State*	University Center, Mich.	2 p.m.
Sat.	March 28	vs. Northwood*	Hillsdale, Mich.	1 p.m.
Sun.	March 29	vs. Northwood*	Hillsdale, Mich.	1 p.m.
Wed.	April 1	at Grand Valley State*	Allendale, Mich.	2 p.m.
Sat.	April 4	at Ashland*	Ashland, Ohio	1 p.m.
Sun.	April 5	at Ashland* (s)	Ashland, Ohio	1 p.m.
Wed.	April 8	vs. Wayne State*	Hillsdale, Mich.	2 p.m.
Fri.	April 10	at Findlay*	Findlay, Ohio	1 p.m.
Sat.	April 11	at Findlay* (s)	Findlay, Ohio	1 p.m.
Mon.	April 13	vs. Ashland	Hillsdale, Mich.	1 p.m.
Wed.	April 15	vs. Tiffin*	Hillsdale, Mich.	2 p.m.
Thu.	April 16	at Siena Heights (s)	Adrian, Mich.	3:30 p.m.
Sat.	April 18	vs. Saginaw Valley State*	Hillsdale, Mich.	1 p.m.
Sun.	April 19	vs. Saginaw Valley State* (s)	Hillsdale, Mich.	1 p.m.
Mon.	April 20	vs. Ashland*	Hillsdale, Mich.	2 p.m.
Wed.	April 22	at Northwood*	Midland, Mich.	2 p.m.
Sat.	April 25	at Wayne State*	Detroit, Mich.	1 p.m.
Sun.	April 26	at Wayne State* (s)	Detroit, Mich.	12 p.m.
Wed.	April 29	vs. Findlay*	Hillsdale, Mich.	2 p.m.
Sat.	May 2	at Tiffin*	Tiffin, Ohio	1 p.m.
Sun.	May 3	at Tiffin* (s)	Tiffin, Ohio	12 p.m.
Sat.-Sun.	May 9-10	GLIAC Tournament	Chillicothe, Ohio	TBA

Home games in BOLD AND CAPS

(s) - single game

* - GLIAC Game



TABLE OF CONTENTS

WELCOME TO HILLSDALE COLLEGE

PRESIDENT/ATHLETIC DIRECTOR..... 4

FACILITIES..... 5

COACHING STAFF..... 6

WELCOME TO HILLSDALE BASEBALL..... 7

ROSTER BREAKDOWN..... 8

SEASON PREVIEW..... 9

MEET THE CHARGERS.....10-24

2008 STATISTICS.....25-28

SCOUTING THE GLIAC..... 29

2008 ALL-GLIAC..... 30

2008 GLIAC STATISTICS.....31-33

ALL-TIME ROSTER.....34-35

HILLSDALE BASEBALL HISTORY..... 36



HILLSDALE COLLEGE QUICK FACTS



GENERAL

LOCATION	HILLSDALE, MICHIGAN, 49242
FOUNDED	1844
ENROLLMENT.....	1,200
NICKNAME	CHARGERS
COLORS	ROYAL BLUE AND WHITE
CONFERENCE.....	GLIAC
AFFILIATION	NCAA DIVISION II
PRESIDENT	DR. LARRY ARNN
ATHLETIC DIRECTOR	DON BRUBACHER
ATHLETIC DEPARTMENT PHONE	(517) 437-7364
ATHLETIC DEPARTMENT FAX	(517) 607-3310
HEAD COACH	PAUL NOCE
PHONE.....	(517) 607-3146
EMAIL.....	PNOCE@HILLSDALE.EDU
ASSISTANT COACH.....	ANDY LOVELL
PHONE.....	(517) 607-3137
EMAIL.....	ALLOVELL@HILLSDALE.EDU
HEAD ATHLETIC TRAINER.....	DAVE FRISBY



PRESIDENT - DR. LARRY ARNN



Dr. Larry P. Arnn, the 12th president of Hillsdale College, received his B.A. in Political Science and Accounting in 1974 from Arkansas State University, graduating with the highest distinction. He studied at the Claremont Graduate School and received his M.A. in Government in 1976, and his Ph.D. in Government in 1985. He studied in England from 1977 to 1980, first as a research student in International History at the London School of Economics and then in Modern History at Worcester College, Oxford University. He has received numerous fellowships and awards, among them a two-year fellowship from the Alcoa Foundation in 1972; a Richard M. Weaver Fellowship in 1975; a Rotary International Fellowship in 1977; Earhart Foundation Fellowships from 1978-80; and a Winston S. Churchill Association Fellowship from 1977 to 1980.

While in England, Dr. Arnn served as Director of Research for Mr. Martin, now Sir Martin, Gilbert of Merton College, Oxford. Sir Martin is the official biographer of Sir Winston Churchill. Dr. Arnn returned to the United States in 1980 to become an editor for *Public Research, Syndicated*. In 1985, he became president of the Claremont Institute, a public policy research institution based in Southern California.

Published widely in many national newspapers, magazines and periodicals on issues of public policy and political theory, Dr. Arnn is a director of the Henry Salvatori Center of Claremont McKenna College, of the Americans Against Discrimination and Preferences, of the Center for Individual Rights, of St. Mark's Episcopal School, and of the Claremont Institute. He served on the Board of Advisors for Landmark Legal Foundation, and on the Academic Advisory Board of the Free Enterprise Institute and of the International Churchill Society. He recently was appointed to the Congressional Policy Advisory Board which provides counsel to the House Republican Policy Committee. He is a member of the American Political Science Association, Pi Sigma Alpha, the Mont Pelerin Society, the International Churchill Society and the Philanthropy Roundtable.

Hillsdale's newest president was also the Founding Chairman of the California Civil Rights Initiative, or Proposition 209 on the November 1996 ballot. He and his wife, Penelope, have three children, Henry, Katy and Alice.

ATHLETIC DIRECTOR - DON BRUBACHER



On July 30, 2008, Don Brubacher was named the fifth athletic director in the past 54 years at Hillsdale College. Following the strong character and tradition established by people like Jack McAvoy and Dr. Mike Kovalchik is no small task, but it's one Brubacher has fully embraced in just a few months on the job.

"I've been extremely impressed with the quality of coaches, athletes and staff we have here at Hillsdale. They have made this a very easy transition for me," Brubacher said. "I not only want to maintain the great athletic tradition we have here, but to help our coaches achieve greater success in the future."

Brubacher knew plenty of success in his nine-year stint as athletic director at Tabor College, an NAIA school located in Hillsboro, Kansas. An alumnus of the school, Brubacher coached men's and women's basketball at Tabor, as well as men's and women's soccer during a career that saw him spend nearly 30 years on the field of play. He takes a lot of pride in his classroom teaching experience as well, and draws many parallels between the experience a college student has in the classroom compared to that on the athletic field.

"Our national search has produced an individual with an impressive understanding of the role that athletics plays in the formation of student character and how character development is essential to the mission of our institution," said Hillsdale College President Dr. Larry Arnn. "In addition, we have found a man with a long, proven record of success in leading a college athletic program. Don Brubacher will be a perfect fit here."

Brubacher's coaching career saw him earn many Coach of the Year accolades, and he led his men's basketball teams to 12 conference championships. His women's soccer teams also won a regular season conference championship, and a postseason tournament conference title.



FACILITIES



Beautiful Johnny Williams field is home to all Charger baseball games. The Chargers also hold their annual Alumni Baseball game here in the fall. All former Chargers are invited back for the blue-white game. This year's game featured five decades worth of Charger Baseball.



The Charger Clubhouse was completed in the spring of 1999. It contains two batting cages along with pitching mounds and an area for drills. The facility was built with funds raised entirely by Coach Noce and the baseball team through several donations and fundraisers.



HEAD COACH - PAUL NOCE



Hillsdale College baseball coach Paul Noce has taken his place as one of the longest-tenured head coaches on the Charger athletic staff. In 2009, Noce will begin his 16th season at the helm of the Hillsdale College baseball program.

During his career, Noce has guided the Chargers to 273 victories. The high point of that tenure came during the 2003 season, when he guided the team to 24 victories and a spot in the GLIAC Tournament. He is the only coach in Hillsdale College baseball history to lead the team to back-to-back 20-win seasons and spots in the postseason tournament.

Prior to coaching at Hillsdale College, Noce spent time on the major league level with the Chicago Cubs (1987) and Cincinnati Reds (1990). His career started in the minor leagues as he developed from 1981-1991 with seven different organizations: San Diego Padres, Chicago Cubs, Montreal Expos, Cleveland Indians, Seattle Mariners, Cincinnati Reds, and San Francisco Giants.

Following his playing career, Noce served as a roving minor-league base running and bunting instructor in the Pittsburgh Pirates organization from 1992-1993. Coach Noce also has international baseball experience. He assisted as a staff member for the Pacific Dolphins (Korea) and Unlimited

Baseball Clinics (Russia).

A native of San Francisco, California, Noce lettered collegiately at Washington State University. Paul and his wife, Diane, reside in Adrian, Michigan with their three sons, Joshua, Casey and Jesse.

ASSISTANT COACH - ANDY LOVELL




One of the best pitchers in the history of Hillsdale College baseball, Andy Lovell enters his third season on the baseball team coaching staff, and his first as its full-time assistant.

Lovell played for head coach Paul Noce and the Chargers from 2003-06, and finished his career tied for the school's all-time leader in pitching wins with 24. He appeared in 64 games in his career, with 33 starts. His 253.1 innings pitched in his career as third in school history.

He was named First-Team All-GLIAC in 2005, and was a preseason All-American pick as a senior in 2006. He was named honorable mention All-GLIAC in 2006.

Lovell earned a bachelor's degree in physical education from Hillsdale College in May 2006, and is currently pursuing a master's degree in higher education from the University of Toledo. Lovell also served as an intern in the Hillsdale College sports information office in 2006-07.

ASSISTANT COACH - ALEX KIDMAN




Alex Kidman joins the coaching staff for the Chargers in 2009. Kidman played for the Chargers from 2005-2008, but saw his senior season cut short due to injury. He started several games behind the plate and was a consistent hitter for the Chargers at the plate.

He will offer his experience and skills to the catchers as well as providing help with many of the hitters. Kidman's father played football for the Chargers during the 1970's



WELCOME TO HILLSDALE BASEBALL

Hillsdale College Baseball



I would like to welcome all of you to the 2009 season of Hillsdale College baseball. I personally, am very excited about the team we have put together for this season. We have an excellent mix of veterans and young talent and will present our strongest defense in years. With seven first year players seeing significant playing time last season we looked to return more experienced in 2009. I'm very pleased with the improvement our entire team has made through their offseason workouts. Our players' work ethic has been impressive, and I am confident everyone will see the results of this work when we take the field this season.

Sincerely,

Paul Noce
Head Coach

ASSISTANT COACH - JOHN NOCE



John Noce brings his vast coaching experience to the Charger baseball program for a third season. Noce, who is the father of head coach Paul Noce, brings with him more than 50 years of baseball experience, both as a player and coach. Noce previously spent 31 seasons as the head coach of the College of San Mateo, which ended in 1992. While at San Mateo, he earned 772 victories, which ranks him first all-time among California Community College coaches. He led San Mateo to three State runner-up finishes and 13 conference titles, while winning 65 percent of his career games.

One of his coaching highlights came when he was an assistant coach for the Italian National Team in the 1984 Olympics in Los Angeles, the 1992 Olympics in Barcelona and the 1996 Games in Atlanta. Noce also played on various amateur and international squads in his career and played professional baseball for the Stockton Ports and Ventura Oilers of the California State league in the early 1950's. He was also a pro scout for the Chicago Cubs in the 1960's.

Noce, who served two years in the U.S. Army (1953-55), is a graduate of the College of Pacific (1953) and earned a master's degree from San Francisco State in 1961. He has been inducted into the San Mateo, American Baseball Coaches Association, and Peninsula Basketball Officials Hall of Fame.



ROSTER BREAKDOWN

NUMERICAL ROSTER

No.	Name	Pos.	Yr.	B/T	Ht.	Wt.	Hometown /High School
2	Adam Connell	IF	So.	R/R	5-11	175	Chelsea, Mich./Chelsea
3	Mike D'Agnese	OF	So.	R/R	5-9	165	Grosse Pointe, Mich./North
4	Jesse Smith	OF	Sr.	R/R	5-11	170	Aurora, Ill./Waubensee CC
5	Brandon Hubbard	IF	Sr.	R/R	6-0	175	Adrian, Mich. /Adrian
6	John Bonvillian	IF	Fr.	R/R	5-11	180	Celina, Ohio/Celina
7	Clay Stephens	IF	So.	R/R	5-11	195	Chesterfield, Mich./Country Day
8	Jamie McNeill	IF	So.	R/R	6-0	175	Spokane, Wash./Lewis & Clark
9	Brent Opland	IF	So.	L/L	6-0	185	Dexter, Mich./Dexter
10	Pat O'Hearn	OF	Fr.	R/R	5-10	170	Toledo, Ohio/St. John's
11	Paul Smith	P	Jr.	L/L	6-0	170	Las Cruces, NM/Christian
12	Mike Blanchard	IF/OF	So.	R/R	5-10	180	Hillsdale, Mich./Hillsdale
14	Pat Krebs	P/IF	So.	R/R	6-2	205	Omaha, Neb./Creighton U
15	Michael Bauer	IF/P	Fr.	L/R	5-11	200	Commerce, Mich./Orchard Lake St. Mary's
16	Geoff Krumwiede	P	So.	L/L	6-0	195	Chicago, Ill./Lane Tech
17	Anthony Giarmo	C/IF	So.	R/R	6-0	215	Monroe, Mich./St. Mary's Catholic
18	Andrew Little	P	Jr.	R/R	6-4	230	Manchester, Mich./Manchester
19	Kris Morris	IF/P	Fr.	L/R	6-2	200	Commerce, Mich./Orchard Lake St. Mary's
21	Charlie Fisher	P	Fr.	R/L	5-10	160	Grass Lake, Mich./Grass Lake
20	Brandon Riggsbee	OF	Fr.	L/L	5-8	195	Lake Orion, Mich./Lake Orion
22	Noah Turner	P	Sr.	R/R	6-2	180	Richland, Mich./Kellogg CC
23	Ben Davis	C	Sr.	R/R	6-1	190	Dearborn Heights, Mich./Annapolis
24	Dan Rhodes	P/IF	So.	R/R	5-8	165	Chelsea, Mich./Chelsea
25	Scott Monterastelli	P	Sr.	R/R	6-1	200	Ottawa, Ill./Waubensee CC
26	Casey Haggerty	P	So.	R/R	6-0	185	Troy, Mich./Troy
27	Chris Stephens	C	Fr.	R/R	5-10	190	Grosse Pointe, Mich./South
28	Troy Morris	P	Sr.	R/R	6-4	200	Commerce, Mich./Madonna U.
29	Chandler Galt	IF	Jr.	R/R	6-2	195	San Antonio, Texas /Saint Mary's
30	Cody Mohr	P	Fr.	L/L	5-11	160	Pittsford, Mich./Waldron
32	Ben Turner	P	Sr.	R/R	6-1	155	Walled Lake, Mich./Northern
33	Jonathon Gregg	P	So.	R/R	6-2	180	Minneapolis, Minn./Trinity
37	Will Tidwell	P	Fr.	R/R	6-4	205	Canton, Mich./Canton

ALPHABETICAL ROSTER

No.	Name	Pos.	Yr.	B/T	Ht.	Wt.	Hometown /High School
15	Bauer, Michael	IF/P	Fr.	L/R	5-11	200	Commerce, Mich./Orchard Lake St. Mary's
12	Blanchard, Mike	IF/OF	So.	R/R	5-10	180	Hillsdale, Mich./Hillsdale
6	Bonvillian, John	IF	Fr.	R/R	5-11	180	Celina, Ohio/Celina
2	Connell, Adam	IF	So.	R/R	5-11	175	Chelsea, Mich./Chelsea
3	D'Agnese, Mike	OF	So.	R/R	5-9	165	Grosse Pointe, Mich./North
23	Davis, Ben	C	Sr.	R/R	6-1	190	Dearborn Heights, Mich./Annapolis
21	Fisher, Charlie	P	Fr.	R/L	5-10	160	Grass Lake, Mich./Grass Lake
29	Galt, Chandler	IF	Jr.	R/R	6-2	195	San Antonio, Texas /Saint Mary's
17	Giarmo, Anthony	C/IF	So.	R/R	6-0	215	Monroe, Mich./St. Mary's Catholic
33	Gregg, Johnathon	P	So.	R/R	6-2	180	Minneapolis, Minn./Trinity
26	Haggerty, Casey	P	So.	R/R	6-0	185	Troy, Mich./Troy
5	Hubbard, Brandon	IF	Sr.	R/R	6-0	175	Adrian, Mich. /Adrian
14	Krebs, Pat	P/IF	So.	R/R	6-2	205	Omaha, Neb./Creighton U
16	Krumwiede, Geoff	P	So.	L/L	6-0	195	Chicago, Ill./Lane Tech
18	Little, Andrew	P	Jr.	R/R	6-4	230	Manchester, Mich./Manchester
8	McNeill, Jamie	IF	So.	R/R	6-0	175	Spokane, Wash./Lewis & Clark
30	Mohr, Cody	P	Fr.	L/L	5-11	160	Pittsford, Mich./Waldron
25	Monterastelli, Scott	P	Sr.	R/R	6-1	200	Ottawa, Ill./Waubensee CC
19	Morris, Kris	IF/P	Fr.	L/R	6-2	200	Commerce, Mich./Orchard Lake St. Mary's
28	Morris, Troy	P	Sr.	R/R	6-4	200	Commerce, Mich./Madonna U.
10	O'Hearn, Pat	OF	Fr.	R/R	5-10	170	Toledo, Ohio/St. John's
9	Opland, Brent	IF	So.	L/L	6-0	185	Dexter, Mich./Dexter
24	Rhodes, Dan	P/IF	So.	R/R	5-8	165	Chelsea, Mich./Chelsea
20	Riggsbee, Brandon	OF	Fr.	L/L	5-8	195	Lake Orion, Mich./Lake Orion
4	Smith, Jesse	OF	Sr.	R/R	5-11	170	Aurora, Ill./Waubensee CC
11	Smith, Paul	P	Jr.	L/L	6-0	170	Las Cruces, NM/Christian
27	Stephens, Chris	C	Fr.	R/R	5-10	190	Grosse Pointe, Mich./South
7	Stephens, Clay	IF	So.	R/R	5-11	195	Chesterfield, Mich./Country Day
37	Tidwell, Will	P	Fr.	R/R	6-4	205	Canton, Mich./Canton
32	Turner, Ben	P	Sr.	R/R	6-1	155	Walled Lake, Mich./Northern
22	Turner, Noah	P	Sr.	R/R	6-2	180	Richland, Mich./Kellogg CC



SEASON PREVIEW

Young Charger squad looks to improve in 2009

Picking up quality wins within the conference as well as taking care of their non-conference opponents is the goal for the 2009 baseball team. The Chargers will look to build on upset wins against Grand Valley and Ashland during last season and strive for more consistency in 2009. The Chargers return 18 letter winners from a 2008 squad that saw many first year players earn playing time. A total of seven Chargers saw significant action in their first season on the team.

A pair of junior college transfers from Waubensee CC, Jesse Smith and Scott Monterastelli, look to have as large an impact as they did in 2008. Both were named All-Conference Honorable Mention after their performance last season. At the plate Smith led the Chargers with a .343 batting average, and will look to a larger leadership role in a young outfield this season. Monterastelli proved to be a durable pitcher last year recording five complete games, and will give the Chargers a chance to win every time he takes the mound.

Sophomore Pat Krebs was another transfer (Creighton University) who was an immediate help for the Chargers during 2008. Krebs will continue his versatile role from last year finding time in the infield, as the Chargers DH and will continue to provide quality innings for the Chargers on the mound.

With most of the infield consisting of underclassmen, veteran Brandon Hubbard will be the anchor for the young infield in 2009. A fifth-year senior, Hubbard will continue to lead the Chargers middle infield and be a presence at the plate. For his career Hubbard has collected 143 hits and 76 RBIs. Hubbard's name already appears on several of the career top-10 lists with his senior season left to play.

A strong sophomore class will play a significant

role in the success of the Chargers this season. Brent Opland, Pat Krebs and Jamie McNeil will all add to a strong defensive infield. Adam Connell, one of the best athletes on the team could have roles in both the outfield and infield. Mike D'Agnesse and Clay Stephens will be in the rotation for the outfield this season, with Stephens also posing a strong threat at the plate. Sophomore Mike Blanchard, who doubles as a wide receiver for the football team will also make starts in the outfield. Representing the sophomore class on the mound will be Dan Rhodes. After a successful freshman season in 2008, Rhodes will be a staple of the Chargers starting rotation all year.

Senior pitchers Troy Morris and Noah Turner both look to finish their careers at Hillsdale on a high note. Both will return to the mound this season after being sidelined during 2008 due to injuries. Turner will find his way back into the starting rotation while Morris will see more relief appearances out of the bullpen.

Morris' younger brother Kris will also be relied on to provide quality innings from the bullpen.

Duties behind the plate will again be shared by Senior Ben Davis and Sophomore Anthony Giarmo. Giarmo saw more starts last year, but with a heavy load of games this spring the Chargers will rely on Davis and freshman Chris Stephens to step in when needed.

A trio of upperclassmen will help to round out the pitching for the Chargers. Senior Ben Turner and junior Paul Smith will be asked to step in with quality innings throughout the season. Newcomer Andrew Little joins the baseball team this season and could find himself as the Chargers closer. Freshmen John Bonvillian and Charlie Fisher could provide innings out of the bullpen as well.



Senior Scott Monterastelli picked up a team-high five wins for the Chargers in 2008



MEET THE CHARGERS

ADAM CONNELL



**SOPHOMORE
INFIELD**
5-11 • 175
CHELSEA, MICHIGAN
CHELSEA HIGH SCHOOL

2008: Made immediate impact for the Chargers starting the season with a 15-game hitting streak...Started a total of 45 games with 41 of those coming at center field...Posted a .465 on base percentage and .333 batting average for the season with nine multi-hit games...Tied for second on the team in stolen bases (8)...Had impressive

day against Rochester College going 6-for-8 with 5 RBI's in two games...Hit first career homerun against New Hampshire (3/16) in a game where he went 2-for-3 with two RBI's and three runs scored...Hit .303 with four doubles in conference games during the season... Overall picked up 44 hits, 27 runs and 12 RBIs for the Chargers...**High School:** Played football, baseball and basketball at Chelsea High School, one of the top all-around prep programs in southern Michigan...Twice named First-Team All-State, and set school record for stolen bases...Ranks third in school history for hits in a single season...Also First-Team All-League in basketball and football...Batted .440 as a junior and .409 as a senior, stealing 70 bases in those seasons...Son of Larry and Karen...Born August 13, 1989.

2

Year	AVG	GP	AB	R	H	2B	3B	HR	RBI	BB	HBP	SO	SB-Att
2008	.333	45	132	27	44	7	2	1	12	16	7	21	8-10

MIKE D'AGNESE



**SOPHOMORE
OUTFIELD**
5-9 • 165
GROSSE POINTE, MICH.
GROSSE POINTE NORTH

2008: Appeared in 38 games with 24 starts as the Chargers left fielder...Had 15 hits, 10 runs and eight RBIs on the season...In college debut went 3-for-7 with two RBIs in doubleheader against Wheeling-Jesuit (2/29)...Picked up two hits against Grand Valley on

March 26...Had two RBIs against Findlay four days later...Ended season on three-game hitting streak...**High School:** Batted over .400 in each of his last two seasons at Grosse Pointe North High School...Led Norsemen to 2006 Division I state championship...Named Division I First-Team All-State in 2006 and was his team's Rookie of the Year that season...Named All-District and All-Region twice...Led team to two straight conference and district championships...Related to former Hillsdale College quarterback Craig Como... Son of Ron and Diana... Born February 26, 1989.

3

Year	AVG	GP	AB	R	H	2B	3B	HR	RBI	BB	HBP	SO	SB-Att
2008	.221	38	68	10	15	2	0	0	8	10	2	18	2-4



ROSTER BREAKDOWN

JESSE SMITH



SENIOR
OUTFIELD
 511 • 170
 AURORA, ILLINOIS
 WAUBONSEE CC

4

batting average 78 points...Also had a 14-game hitting streak during late April...Hit three homeruns on the year with first one coming against Tiffin on April 16...Went 4-for-4 against St. Michael's on March 16... Scored three runs against Northwood University on April 19...Also posted a .988 fielding percentage after committing just one error for the year...**High School:** Transferred to Hillsdale from Waubonsee Community College, located in Sugar Grove, Ill...Named JUCO honorable mention All-American in 2007...Team was regional runner-up in 2007...Played his prep baseball at Marmion Academy in Aurora, Ill...Named All-Conference and honorable mention All-Area in baseball as a senior...Named Academic All-Conference twice... Earned letters in football and basketball...Son of Allen and Janice...Born December 7, 1985.

2008: Named All-Conference Honorable Mention after the 2008 season...Played in all 46 games for the Chargers with starts at right field in 45 of those games...Finished with the highest batting average among starters (.343)... Also had a team high 46 hits for the season...Had 10 multi-hit games and six multi-RBI games...Finished 3rd on the team in both runs scored (26) and RBI's (23)... During a five-game span went 9-for-16 and raised

Year	AVG	GP	AB	R	H	2B	3B	HR	RBI	BB	HBP	SO	SB-Att
2008	.343	46	134	26	46	6	1	3	23	11	1	12	8-11



Adam Connell started 45 games for the Chargers as a true freshman in 2008.



Senior Jesse Smith had a total of ten multi-hit games during the 2008 season.



MEET THE CHARGERS

BRANDON HUBBARD



**SENIOR
INFIELD**
6-0 • 175
ADRIAN, MICHIGAN
ADRIAN HIGH SCHOOL

5

2008: Started 39 games for the Chargers at shortstop... Went 46-for-136 on the season for a .338 average... Finished tied for first with 46 hits and first on the team in doubles with 13... Finished the season with 12-multi hit games... Posted a nine-game hitting streak to end the season including a 3-for-4 game with two RBI's against Ashland University... Went 4-for-5 with three RBI's and three runs scored in season opener against Wheeling Jesuit on February 29... Collected four triples and six stolen bases... Finished second on the team in both RBIs (27) and total bases (67)... **2007:** Named All-GLIAC



Second Team... Started the season by going 10-for-10 in his first 10 at bats of the season... Finished first on the team in average (.382), slugging percentage (.599), hits (58), runs scored (42), and total bases (91)... Also went 7-for-7 in stolen bases... Had a total of 17 multi-hit games including two games with five hits... Had a seven-game hitting streak during April... Picked up a three-run homerun against Grand Valley on March 29... Had an impressive six RBI's against Stonehill College on March 3... Went 4-for-4 with four runs scored and three RBIs against Gannon University on April 29... **2006:** Started 41 games for the Chargers and finished with 39 hits and 16 RBIs... Collected eight multi-hit games and five multi-RBI games... Went 3-for-4 with two RBI and three runs scored against Rochester College on April 22... Against Wheeling-Jesuit on March 3 went 2-for-3 with three RBIs and three runs scored... Recorded six fielding assists against Saginaw Valley State on March 25... **2005:** Red-shirted... **High School:** Earned a total of six varsity letters, including three in baseball... Born Aug. 15, 1985... Parents are Joe and Rhonda.

Year	AVG	GP	AB	R	H	2B	3B	HR	RBI	BB	HBP	SO	SB-Att
2006	.250	46	156	41	39	7	1	3	16	18	9	23	11-14
2007	.382	44	152	42	58	12	3	5	33	13	8	21	7-7
2008	.338	42	136	25	46	13	4	0	27	8	5	15	2-6
Total	.322	132	444	108	143	32	8	8	76	39	22	59	20-27



MEET THE CHARGERS

CLAY STEPHENS



**SOPHOMORE
INFIELD**
5-11 • 195
CHESTERFIELD, MICH.
COUNTRY DAY

2008: Saw action in eight games during the 2008 season, earning starts at Ashland and Gannon...Picked up two hits against Tiffin on April 16...Pitched 3 1/3 innings

during same game, allowing only three hits, and recording two strikeouts...Picked up a hit and scored a run against Ashland on April 27...**High School:** Two-sport standout at Detroit Country Day High School...Played varsity baseball for four years under head coach Frank Orlando...Batted over .400 as a junior and senior for the Yellow Jackets, and drove in 42 runs as a junior in 2006...Named All-County, All-Area, All-District and All-Region in 2006...Belted eight home runs and hit .461 at DCD in 2006...Lists Brandon Inge as his favorite player...Son of Rick and Lisa...Born September 26, 1989.

7

Year	AVG	GP	AB	R	H	2B	3B	HR	RBI	BB	HBP	SO	SB-Att
2008	.333	9	9	2	3	1	0	0	0	1	0	3	0-0
Year	ERA	W-L	App	GS	CG	SHO	SV	IP	H	R	ER	BB	SO
2008	7.36	0-0	5	0	0	0	0	7.1	10	7	6	4	4

JAMIE MCNEILL



**SOPHOMORE
INFIELD**
6-0 • 175
SPOKANE, WASHINGTON
LEWIS & CLARK

2008: Proved to be versatile athlete starting games at second base, third base and shortstop for the Chargers...

Started a total of 13 games, picking up 11 hits and 4 RBIs...Picked up first triple of career against Grand Valley on April 9...Picked up two hits and seven fielding assists against Northwood on April 20...Went 3-for-5 with two doubles and three RBIs against St. Michael's on March 16...**High School:** Played football and baseball at Lewis & Clark High School in South Spokane, Wash...Batted over .300 in each of his three seasons on varsity...Team qualified for state playoffs in 2005 and 2006...Born October 16, 1988...Parents are James and Carey.

8

Year	AVG	GP	AB	R	H	2B	3B	HR	RBI	BB	HBP	SO	SB-Att
2008	.324	20	34	4	11	2	1	0	4	6	3	9	2-3



MEET THE CHARGERS

BRENT OPLAND



**SOPHOMORE
INFIELD**
6-0 • 185
DEXTER, MICHIGAN
DEXTER HIGH SCHOOL

9

2008: Stepped in as the Charger's starting first basemen for most of the season...Started 38 games as a true freshman picking up 29 hits and 14 RBIs...Hit four doubles on the year, two coming in conference

games...Went 2-for-3 with 2 RBI's against Northwood University on April 20... Fourth on the team in walks with 12... Finished with two sacrifice flies...Recorded double digit putouts in four games...Strong defensive performance with .986 fielding percentage for the season...**High School:** Earned four varsity baseball letters at Dexter High School under head coach Al Snider...Batted over .300 in each of his last three seasons, including a .409 mark as a senior...As a pitcher, won four games in 2006, with a 1.64 earned run average, allowing three walks and 43 strikeouts in 39 innings...Named First-Team All-Conference three times, and All-Area and All-District twice...Team captain for two years... Born Dec. 21, 1988...Parents are Robert and Carol.

Year	AVG	GP	AB	R	H	2B	3B	HR	RBI	BB	HBP	SO	SB-Att
2008	.257	42	113	14	29	4	0	0	14	12	1	13	2-3

PAUL SMITH



**JUNIOR
PITCHER**
6-0 • 175
LAS CRUCES, NM
CHRISTIAN

11

2008: Appeared in six games, making one start for the Chargers...Pitched two innings against Central Michigan (4/1) allowing two hits, one earned run and striking

out two batters...Shutout the Warriors of Wayne State in one inning of work on April 5...On the season allowed 13 hits in 7 2/3 innings of work...**2007:** Made three starts and finished with a 1-2 record...Pitched four innings against Assumption College allowing six runs...Worked a shutout inning against Grand Valley State on April 10...Struck out seven batters for the year...**High School:** Set state record for hits in a season while playing for the Blazers of Mesilla Valley High School in Las Cruces, New Mexico...Named team MVP three times and was named All-State and All-District... Son of Geof and Lynn...Born February 1, 1988.

Year	ERA	W-L	App	GS	CG	SHO	SV	IP	H	R	ER	BB	SO
2007	15.14	1-2	11	3	0	0	0	22.0	38	38	37	31	7
2008	14.09	0-1	6	1	0	0	0	7.2	13	14	12	11	4
Totals	14.87	1-3	17	4	0	0	0	29.2	51	52	49	42	11



MEET THE CHARGERS

PAT KREBS



**SOPHOMORE
PITCHER/INFIELD**
6-2 • 205
OMAHA, NEBRASKA
CREIGHTON UNIVERSITY

2008: Picked up 25 hits, 15 RBIs, and two homeruns for the Chargers...Started 36 games with 28 as the Charger's DH and 5 at first base...Had 5 multi-hit games including going 2-for-4 with 4 RBIs in first game as a Charger...Had seven-game hitting streak including a homerun against Ashland...Finished with a 2-4 record on the mound with both wins coming in complete games...In

seven innings against Felician allowed only one unearned run on six hits and collected nine strikeouts...Overall allowed 19 earned runs in 30 innings with 35 strikeouts...Posted a .980 fielding percentage committing just one error on the season...**High School:** Transferred to Hillsdale from Division I Creighton University in Nebraska...Brother Charlie played baseball for Hillsdale College from 2002-05...Named First-Team All-State at shortstop as a senior at Creighton Prep High School...Set school record for saves as a senior...Honorable mention All-State as a junior...Set state home run record as a junior...Led team to 2004 state championship and his American Legion team was state runner-up...A member of the dodgeball club and Blue Army in high school...Son of Skip and Rocky...Born December 28, 1987.

14

Year	AVG	GP	AB	R	H	2B	3B	HR	RBI	BB	HBP	SO	SB-Att
2008	.227	39	110	20	25	6	0	2	15	9	1	18	3-3

Year	ERA	W-L	App	GS	CG	SHO	SV	IP	H	R	ER	BB	SO
2008		2-4	11	4	2	0	2	30	31	20	19	12	35

GEOFF KRUMWIEDE



**SOPHOMORE
PITCHER**
6-0 • 195
CHICAGO, ILLINOIS
LANE TECH

2008: Saw action against Grand Valley on April 9...Pitched 1/3 of an inning and allowed two hits...**High School:** Played football and baseball all four years at Lane Tech High School in Chicago...President of the Lettermen's Club as a junior and senior...Lists Winston Churchill as a person he admires...Son of Gregory and Ann...Born May 22, 1989.

16

Year	ERA	W-L	App	GS	CG	SHO	SV	IP	H	R	ER	BB	SO
2008	0.00	0-0	1	0	0	0	0	0.1	2	0	0	0	0



MEET THE CHARGERS

ANTHONY GIARMO



SOPHOMORE
CATCHER/INFIELD
6-0 • 215
MONROE, MICHIGAN
ST. MARY'S CATHOLIC

17

2008: Finished the year with 23 hits, 17 runs scored and 7 RBIs...Second on the team in on base percentage (.444)...Second on the team in walks with 19...Started 30 games as a freshman with 25 coming behind the plate...Enjoyed a six-game hitting streak that featured a 4-for-5

game with two RBIs against Wayne State...Improved batting average by 126 points during streak...Went 3-for-3 with a double and three runs scored against Rochester College on April 23...

Caught four runners stealing on the year and boasted a .985 fielding percentage...Hit first career home run against Mercyhurst College on April 13...**High School:** Lettered all four years in baseball at Monroe St. Mary's Catholic High School...Named league's MVP in 2005 and 2006 in football, and was a Second-Team All-State selection in 2006 in baseball...Batted .350 or better in all three of his healthy prep seasons, leading team to a combined 64 wins in those seasons...Had 12 home runs and 70 RBI in 2006 and 2007 combined...Son of Jack and Tracie...Born February 11, 1989.

Year	AVG	GP	AB	R	H	2B	3B	HR	RBI	BB	HBP	SO	SB-Att
2008	.295	31-3	78	17	23	2	0	1	7	19	2	24	5-5

NOAH TURNER



SENIOR
PITCHER
6-2 • 180
RICHLAND, MICHIGAN
KELLOGG CC

22

2008: Appeared in only seven games before being granted a medical red-shirt due to injury...Had six starts finishing with a 2-3 record...Allowed 24 earned runs in 31 innings pitched and struck out 21 batters...Allowed only 10 walks...**2007:** Started 10 games for the Chargers, winning five...Led the team in innings

pitched (65) and strikeouts (43)...

Pitched seven shutout innings and allowed just three hits against Northwood on April 15...Allowed two earned runs and struck out three batters in 6 1/3 innings of work against Saginaw Valley on May 5...Pitched a season high eight innings against St. Cloud State on March 4...**High School:** Transferred to Hillsdale College from Kellogg Community College in Battle Creek, where he was named JUCO All-American as a freshman in 2005...Earned three varsity letters in baseball for Richland Gull Lake High School...Named Second-Team All-State as a senior, and earned All-District and All-Region accolades three times...Named All-Conference all four years of high school career...Son of Dane and Lori...Born October 28, 1985.

Year	ERA	W-L	App	GS	CG	SHO	SV	IP	H	R	ER	BB	SO
2007	6.65	5-4	11	10	4	1	0	65.0	80	54	48	27	43
2008	6.97	2-3	7	6	1	0	0	31.0	44	29	24	10	21
Totals	6.75	7-7	18	16	5	1	0	96.0	124	83	72	37	64

MEET THE CHARGERS

BEN DAVIS



**SENIOR
CATCHER**
6-1 • 190
**DEARBORN HEIGHTS
MICHIGAN**
ANNAPOLIS HIGH

2008: Played in a total of 22 games starting 14 of those behind the plate for the Chargers...Picked up 11 hits in 40 at bats for a .275 average...Went 2-for-3 with two

RBI's against Ashland University on April 27...Had another two hit game against Indianapolis on April 22...Scored five runs and collected 9 RBI's on the season...Also executed three sac bunts for the Chargers...**2007:** Picked up a hit and an RBI against Wayne State on April 1...**High School:** Played football, basketball and baseball for four years at Dearborn Heights Annapolis High School...Named All-Conference in baseball three times, and twice in football...Led team to MEGA conference championship in 2005...Son of Richard and Kathleen Barnett...Born October 23, 1987.

23

Year	AVG	GP	AB	R	H	2B	3B	HR	RBI	BB	HBP	SO	SB-Att
2007	.500	2	2	0	1	0	0	0	1	0	0	1	0-0
2008	.275	22	40	5	11	1	0	0	9	4	0	8	0-0
Totals	.286	24	42	5	12	1	0	0	10	4	0	9	0-0

DAN RHODES



**SOPHOMORE
PITCHER/INFIELD**
5-8 • 165
CHELSEA MICHIGAN
CHELSEA HIGH

2008: Mad appearances in 12 games, starting six of them...Made first career start against Felician on March 18, allowing six hits and one earned run in six innings of work...Earned a starting spot in the rotation towards the end of the season, starting the last six games he appeared in...Recorded first career win in a complete game against Mercyhurst Collge on April 14...Allowed

two runs on nine hits and struck out three batters in seven innings of work...Finished second on the team in innings pitched with 49 1/3...Also earned two saves on the season and picked off two runners...Also picked up his first career hit in his only at bat of the season against St. Michael's...Finished the season with a 3.83 ERA, two wins and 22 strikeouts on the season...**High School:** Top-notch pitcher for very successful program at Chelsea High School...Compiled 21-3 career record, as team won a total of 86 games during his three-year career...Had a 1.08 earned-run average in 2007 as a senior, issuing just nine walks in 72 innings pitched...Team was regional champions twice, and made it to the state semifinals in 2006...Named All-District three times and All-Conference three times...Son of Greg and Sharon...Born February 15, 1989

24

Year	AVG	GP	AB	R	H	2B	3B	HR	RBI	BB	HBP	SO	SB-Att
2008	1.000	13	1	1	1	0	0	0	0	0	0	0	0-0
Year	ERA	W-L	App	GS	CG	SHO	SV	IP	H	R	ER	BB	SO
2008	4.93	2-5	12	6	3	0	2	49.1	60	32	27	18	22



MEET THE CHARGERS

SCOTT MONTERASTELLI



**SENIOR
PITCHER**
6-1 • 200
OTTAWA, ILLINOIS
WAUBANSEE, CC

25

2008: Named All-Conference Honorable Mention... Immediately found a spot in the starting rotation starting 10 games for the Chargers...Picked up first win in his Hillsdale College debut with a shutout against Wheeling-Jesuit...Allowed four hits and collected four strikeouts in six innings of work...Allowed only two

hits in a complete game shutout against Mercyhurst College on April 13...Picked up a win against powerhouse Grand Valley State, allowing only four hits in seven innings...Held opponents to a .281 batting average on the season...Finished first on the team in wins (5) and in innings pitched (59 1/3)...Tied for 3rd on the team with 22 strikeouts...On the season allowed 34 earned runs and 64 hits to pick up a 5.16 ERA...**High School:** Transferred to Hillsdale College from Waubonsee Community College in Sugar Grove, Ill...A 2004 graduate of Marquette High School in Ottawa, Ill., where he earned four letters in baseball and three in football... Earned AllAcademic honors at Waubansee, where he played from 2005-2007...Son of Randy...Born August 14, 1986.

Year	ERA	W-L	App	GS	CG	SHO	SV	IP	H	R	ER	BB	SO
2008	5.16	5-3	10	10	5	1	0	59.1	64	40	34	22	22

CASEY HAGGERTY



**SOPHOMORE
PITCHER**
6-0 • 185
TROY, MICHIGAN
TROY

26

2008: Made appearances in four games for the Chargers for a total of eight innings of work...Pitched four innings

against St. Joseph's allowing three runs and striking out five batters... Picked up nine strikeouts while allowing only two walks...**High School:** Four-year varsity player for the Colts at Troy High School... Won 21 games as a pitcher during his four year career, registering an earned run average of 3.00 or lower in his last three seasons... Played in one of Michigan's toughest prep conferences, the Oakland Activities Association Division I...Team was conference champions in 2007 and ranked No. 2 in the state at the end of the season...Son of Michael and Elizabeth...Born February 12, 1989.

Year	ERA	W-L	App	GS	CG	SHO	SV	IP	H	R	ER	BB	SO
2008	9.00	0-0	4	0	0	0	0	8.0	12	8	8	2	9



MEET THE CHARGERS

TROY MORRIS



**SENIOR
PITCHER**
6-4 • 200
COMMERCE, MICHIGAN
MADONNA UNIVERSITY

Pitched a shutout inning and 1/3 against Wayne State on April 1...Allowed only one run in an inning and 1/3 of work against Ashland on April 21...

28

High School: Transferred to Hillsdale from Madonna University, an NAIA school located in Livonia, Mich... Played football, baseball and basketball at Walled Lake Northern...Named All-Conference in baseball... Member of the National Honor Society... Son of Tim and Kathy...Born May 6, 1987.

2008: Sat out the 2008 season due to injury...**2007:** Pitched a total of 11 2/3 innings for the Chargers...

Year	ERA	W-L	App	GS	CG	SHO	SV	IP	H	R	ER	BB	SO
2007	20.06	0-1	9	0	0	0	0	11.2	29	27	26	13	6

CHANDLER GALT



**JUNIOR
INFIELDER**
6-2 • 195
SAN ANTONIO, TEXAS
SAINT MARY'S

2008: Played in eight games starting as the DH against Tiffin on April 16...Picked up first hit of the season against St. Michael's on March 16...Also picked up first RBI of the season in the same game...Picked up another hit against Northwood on April 20...**High School:** Earned four letters in baseball and two in football at St. Mary's Hall High School in San Antonio, Texas... Named team MVP in 2006... Son of Jeff and Jana... Born June 16, 1988.

29

Year	AVG	GP	AB	R	H	2B	3B	HR	RBI	BB	HBP	SO	SB-Att
2007	.000	0	0	0	0	0	0	0	0	0	0	0	0-0
2008	.250	8	8	0	2	0	0	0	1	1	0	3	0-0
Total	.250	8	8	0	2	0	0	0	1	1	0	3	0-0



MEET THE CHARGERS

BEN TURNER



**SENIOR
PITCHER**
6-1 • 255
WALLED LAKE, MICH
NORTHERN

2008: Pitched in two games for the Chargers...Saw one inning of work against Wayne State on April 5 and picked up one strikeout... Also pitched one inning against Mercyhurst College on April 14...Allowed one run on two hits and picked up one strikeout in that outing... **2007:** Allowed no hits in one inning of work against Wayne State on April 1...**2006:** Pitched 3 1/3 innings for the Chargers...Allowed only two hits in one inning of work against Concordia University on April 5... collected two strikeouts for the year.

32

Year	ERA	W-L	App	GS	CG	SHO	SV	IP	H	R	ER	BB	SO
2006	24.30	0-0	3	0	0	0	0	3.1	4	10	9	7	2
2007	0.00	0-0	1	0	0	0	0	1.0	0	1	0	4	0
2008	18.00	0-0	2	0	0	0	0	2.0	6	4	4	2	2
Totals	18.47	0-0	6	0	0	0	0	6.1	10	15	13	13	4

JONATHON GREGG



**SOPHOMORE
PITCHER**
6-2 • 180
MINNEAPOLIS, MINN
TRINITY

only one walk while picking up two strikeouts...Allowed no hits in a full inning of work against Tiffin on April 16...Pitched a total of three innings allowing only two hits and picking up four strikeouts...**High School:** Won 15 games as a starting pitcher in his career at Trinity School in Bloomington, Minn... Had an earned run average under 3.50 in each of his last two seasons...Named team MVP three times and All-Conference three times...Also played basketball and soccer in high school...A member of the chamber choir as a junior and senior... Son of Russell and Phyllis...Born September 19, 1988.

33

Saw action in relief appearances in five games... Pitched one inning at Central Michigan and allowed

Year	ERA	W-L	App	GS	CG	SHO	SV	IP	H	R	ER	BB	SO
2008	7.00	0-0	4	0	0	0	0	8.0	12	8	8	2	9

MEET THE CHARGERS

JOHN BONVILLIAN



FRESHMAN
INFIELD
5-11 • 180
CELINA, OHIO
CELLINA HIGH

High School: Played three years of varsity baseball for Celina High School...During his junior season hit .426 with six homeruns and 42 RBI's...Helped lead team to Sectional titles in both 2007 and 2008...Was twice named First-Team All-WBL and selected as a member of the Daily Standard Dream Team...Was also selected to the All-Northwest District team as a senior...Served as class president for two years and National Honor Society president for one...Scholar Athlete for four years and class Valedictorian...Son of Paul and Kathy... Born May 20, 1990.

6

PAT O'HEARN




FRESHMAN
OUTFIELD
5-10 • 170
TOLEDO, OHIO
ST. JOHNS

High School: Played four years of baseball and football at St. John's Jesuit...During his senior season hit .334 had 17 stolen bases and 13 RBIs...Holds the school record for hits in a game with five...Was named Second-Team All-City and team captain during senior season...Son of Patrick and Erin...Born March 29, 1990.

10

MICHAEL BLANCHARD



SOPHOMORE
INFIELD/OUTFIELD
5-10 • 180
HILLSDALE, MICHIGAN
HILLSDALE HIGH

2008: Did not play due to injury...
High School: Highly decorated and successful athlete at Hillsdale High School...Son of Chargers' defensive coordinator Craig Blanchard... Named First-Team All-State Class B quarterback by the AP in 2006...Led Hornets to first-ever state baseball championship...Named First-Team All-State in baseball...Son of Craig and Melanie...Born April 3, 1989.

12



MEET THE CHARGERS

MICHAEL BAUER



FRESHMAN
INFIELD/PITCHER
 5-11 • 200
 COMMERICE, MICH.
 ORCHARD LAKE ST. MARY'S

High School: Earned a total of seven varsity letters while at Orchard Lake St. Mary's...Served as team captain of both the football and baseball teams during his senior year...Was named All-District after junior season and All-Academic after his senior season...Served as student council president and a member of the National Honor Society...Related to former Charger football player Austin Niemiec... Son of John and Carolyn...Born May 31, 1990.

15

ANDREW LITTLE



JUNIOR
PITCHER
 6-4 • 230
 MANCHESTER, MICH.
 MANCHESTER HIGH

Joins the Charger baseball team for the 2009 season. **High School:** Member of the baseball team at Manchester High School for three years...Served as team captain and named All-Conference and All-Region during his senior season...Second all-time for career homeruns with 16...Helped team to three district championships and conference championship during senior season...Also played football and basketball while at Manchester...Challenger Day Mentor and Middle School Volunteer Referee...Son of Matt and Bev...Born June 9, 1987.

18

KRIS MORRIS



FRESHMAN
INFIELD/PITCHER
 6-2 • 200
 COMMERCE, MICH.
 ORCHARD LAKE ST. MARY'S

High School: Talented pitcher and hitter for Orchard Lake St.Mary's... Finished with a .390 batting average at the plate and an 11-3 record with a 2.0 ERA on the mound...Team was the state runner up for the 2007 season...Was named All-League, All-District, All-Region and All-State during his prep career... Three year member of National Honor Society...High school teammate of Michael Bauer... Younger brother of current Charger baseball player Troy Morris...Son of Tim and Kathy...Born November 16, 1989.

19



MEET THE CHARGERS

BRANDON RIGGSBEE



**FRESHMAN
OUTFIELDER**
5-8 • 195
LAKE ORION, MICH.
LAKE ORION

High School: Played for the Dragons of Lake Orion...As a junior hit .314 with 14 RBI's and 10 stolen bases...Helped the team compile an impressive 31-5 record and earn a State Championship...Named Academic All-District...During senior season hit .398 with 29 RBIs, scored 32 runs and eight doubles...Named All-League and All-County honorable mention...Born December 23, 1989.

20

CHARLIE FISHER



**FRESHMAN
PITCHER**
5-10 • 160
GRASS LAKE, MICH.
GRASS LAKE HIGH

High School: Decorated pitcher for Grass Lake High School...Finished his senior season with a perfect 12-0 record and a 0.96 ERA...Picked up 131 strikeouts in 80 innings of work...Helped team to earn conference championship during 2008...Named All-State and to the Division III Dream Team...Also played football for three years... Son of Matt and Kelly...Born December 3, 1989.

21

CHRIS STEPHENS



**FRESHMAN
CATCHER**
5-10 • 190
GROSSE POINTE, MICH.
GROSSE POINT SOUTH

High School: Earned eight varsity letters while at Grosse Pointe South High School...During his junior season hit .463 with five homeruns and 11 doubles... Named All-League, All-District, All-Region and All-State honorable mention...Named Louisville Slugger Pre-Season Second-Team All-American prior to senior season...Helped lead team to district and league championship during senior season in 2008...Selected All-League and All-District in 2008...Son of Pat and Angie...Born October 13, 1989.

27



MEET THE CHARGERS

CODY MOHR



**FRESHMAN
PITCHER**
5-11 • 160
PITTSFORD, MICH.
WALDRON HIGH

High School: Competed in five different sports while at nearby Waldron High School...Named All-League in football twice and three times in cross country... Named All-League in baseball during sophomore, junior and senior seasons...Also participated in drama club and the Hillsdale County Community Foundation – YOUTH Organization for four years...Son of Mark and Cathy...Born September 2, 1990.

30

WILL TIDWELL



**FRESHMAN
PITCHER**
6-4 • 205
CANTON, MICHIGAN
CANTON HIGH

High School: Played football, basketball and baseball for the Canton Chiefs...Named All-Division and All-Region and team MVP for baseball...Also named to the Detroit Free Press Second-Team...Finished senior season with a 7-1 record and 1.89 ERA...Helped team to finish with a 22-11 record and a district championship... Son of Christopher and Brenda...Born September 12, 1989.

37



Hillsdale College Baseball
Statistics Summary for Hillsdale College (as of Feb 05, 2009)
(All games)

Record: 17-29 Home: 6-10 Away: 6-13 Neutral: 5-6 GLIAC: 10-18

Date	Opposing team	Score	Player	AVG	GP-GS	AB	R	H	2B	3B	HR	RBI	BB	HBP	SO	SB-ATT
2/29	vs Wheeling-Jesuit	W 16-9	14 Dan Rhodes.....	1.000	13-6	1	1	1	0	0	0	0	0	0	0	0-0
2/29	vs Wheeling-Jesuit	W 4-2	15 Alex Kidman.....	.452	10-10	31	6	14	4	0	1	5	4	0	7	0-1
3/2	vs St. Joseph's	0-4 L	4 Jesse Smith.....	.343	46-45	134	26	46	6	1	3	23	11	1	12	8-11
3/2	vs St. Joseph's	0-9 L	5 Brandon Hubbard..	.338	42-39	136	25	46	13	4	0	27	8	5	15	2-6
3/14	vs Nebraska-Omaha	4-7 L	2 Adam Connell.....	.333	45-45	132	27	44	7	2	1	12	16	7	21	8-10
3/15	vs So. New Hampshire	5-6 L	7 Clay Stephens....	.333	9-2	9	2	3	1	0	0	0	1	0	3	0-0
3/15	vs So. New Hampshire	W 9-5	8 Jamie McNeill....	.324	20-13	34	4	11	2	1	0	4	6	3	9	2-3
3/16	vs St. Michael's	W 15-2	10 Dan Fodell.....	.315	44-43	146	35	46	8	2	5	21	20	2	28	15-19
3/16	vs St. Michael's	4-11 L	17 Anthony Giarmo....	.295	31-30	78	17	23	2	0	1	7	19	2	24	5-5
#3/18	vs Felician	2-3 L	23 Ben Davis.....	.275	22-15	40	5	11	1	0	0	9	4	0	8	0-0
#3/18	vs Felician	W 2-1	6 Nate Chucta.....	.270	46-45	148	24	40	12	1	3	33	4	1	18	1-2
*3/26	at Grand Valley State	6-7 L	9 Brent Opland.....	.257	42-38	113	14	29	4	0	0	14	12	1	13	2-3
*3/26	at Grand Valley State	W 5-4	29 Chandler Galt....	.250	8-1	8	0	2	0	0	0	1	1	0	3	0-0
*3/29	at Findlay	0-2 L	19 Pat Krebs.....	.227	39-36	110	20	25	6	0	2	15	9	1	18	3-3
*3/29	at Findlay	0-8 L	27 Brian Davis.....	.224	25-21	49	2	11	0	0	2	10	3	0	12	1-2
*3/30	at Findlay	3-7 L	3 Mike D'Agnese....	.221	38-29	68	10	15	2	0	0	8	10	2	18	2-4
*3/30	at Findlay	W 7-4	20 Josh Lehmkuhl....	.200	16-5	20	0	4	0	0	0	0	2	1	7	1-1
4/1	at Central Michigan	8-16 L	30 Andrew Davis.....	.067	15-3	15	1	1	0	0	0	0	2	0	8	0-0
*4/5	at Wayne State	1-17 L	11 Paul Smith.....	.000	9-1	2	0	0	0	0	0	0	0	0	2	0-0
*4/5	at Wayne State	3-11 L	37 Joe Schoonover...	.000	10-5	1	0	0	0	0	0	0	0	0	0	0-0
*4/6	at Wayne State	6-7 L	21 Tom Molter.....	.000	10-9	1	0	0	0	0	0	0	0	0	0	0-0
*4/6	at Wayne State	2-3 L	26 Casey Haggerty...	.000	5-0	1	0	0	0	0	0	0	0	0	1	0-0
*4/9	#10 GRAND VALLEY STA	3-7 L	24 Matt Clark.....	.000	10-1	1	0	0	0	0	0	0	0	0	1	0-0
*4/9	#10 GRAND VALLEY STA	1-11 L	32 Ben Turner.....	.000	2-0	0	0	0	0	0	0	0	0	0	0	0-0
*4/13	MERCYHURST COLLEGE	2-4 L	33 Jonathon Gregg....	.000	5-0	0	0	0	0	0	0	0	0	0	0	0-0
*4/13	MERCYHURST COLLEGE	W 2-0	22 Noah Turner.....	.000	7-6	0	0	0	0	0	0	0	0	0	0	0-0
*4/14	MERCYHURST COLLEGE	W 6-2	25 Scott Monterastel	.000	10-10	0	0	0	0	0	0	0	0	0	0	0-0
*4/14	MERCYHURST COLLEGE	1-8 L														
4/16	TIFFIN UNIVERSITY	2-9 L	Totals.....	.291	46-46	1278	219	372	68	11	18	189	132	27	228	50-70
4/16	TIFFIN UNIVERSITY	4-16 L	Opponents.....	.321	46-46	1303	303	418	90	13	35	264	158	42	206	53-63
*4/19	NORTHWOOD UNIVERSITY	5-9 L														
*4/19	NORTHWOOD UNIVERSITY	W 7-5	LOB - Team (299), Opp (309). DP's turned - Team (23), Opp (37). CI - Team (1), A. Giarmo 1, Opp (1). IBB - Team (4), D. Fodell 2, B. Hubbard 1, J. McNeill 1, Opp (7). Picked off - J. Smith 3, A. Connell 2, D. Fodell 1, M. D'Agnese 1.													
*4/20	NORTHWOOD UNIVERSITY	2-12 L														
*4/20	NORTHWOOD UNIVERSITY	W 9-4														
4/22	INDIANAPOLIS	4-9 L														
4/22	INDIANAPOLIS	3-5 L														
4/23	ROCHESTER COLLEGE	W 10-5														
4/23	ROCHESTER COLLEGE	W 15-7														
*4/26	at Ashland University	3-4 L	16 Geoff Krumwiede..	0.00	0-0	1	0	0	0/0	0	0.1	2	0	0	0	0
*4/26	at Ashland University	5-16 L	23 Ben Davis.....	0.00	0-0	1	1	0	0/0	0	0.0	0	0	0	0	0
*4/27	at Ashland University	4-6 L	14 Dan Rhodes.....	4.93	2-5	12	6	3	0/0	2	49.1	60	32	27	18	22
*4/27	at Ashland University	W 5-1	25 Scott Monterastel	5.16	5-3	10	10	5	1/0	0	59.1	64	40	34	22	22
*5/3	at Gannon University	W 8-2	19 Pat Krebs.....	5.70	2-4	11	4	2	0/0	2	30.0	31	20	19	12	35
*5/3	at Gannon University	W 9-7	21 Tom Molter.....	6.00	5-3	9	8	4	0/0	0	48.0	48	36	32	24	48
*5/4	at Gannon University	W 5-3	22 Noah Turner.....	6.97	2-3	7	6	1	0/0	0	31.0	44	29	24	10	21
*5/4	at Gannon University	2-6 L	7 Clay Stephens....	7.36	0-0	5	0	0	0/0	0	7.1	10	7	6	4	4
			24 Matt Clark.....	8.79	0-1	9	1	0	0/0	0	14.1	24	18	14	9	9
			26 Casey Haggerty...	9.00	0-0	4	0	0	0/0	0	8.0	12	8	8	2	9
			20 Josh Lehmkuhl....	9.00	0-0	3	0	0	0/0	0	3.0	6	3	3	5	3
			27 Brian Davis.....	9.49	0-5	6	4	1	0/0	0	24.2	45	37	26	13	6
			33 Jonathon Gregg...	12.00	0-0	5	0	0	0/0	0	3.0	2	4	4	3	4
			37 Joe Schoonover...	13.98	1-4	9	5	0	0/0	0	28.1	51	51	44	23	17
			11 Paul Smith.....	14.09	0-1	6	1	0	0/0	0	7.2	13	14	12	11	4
			32 Ben Turner.....	18.00	0-0	2	0	0	0/0	0	2.0	6	4	4	2	2
			Totals.....	7.31	17-29	46	46	16	1/0	4	316.1	418	303	257	158	206
			Opponents.....	4.93	29-17	46	46	14	4/1	5	321.0	372	219	176	132	228

Player	ERA	W-L	APP	GS	CG	SHO/CBO	SV	IP	H	R	ER	BB	SO
16 Geoff Krumwiede..	0.00	0-0	1	0	0	0/0	0	0.1	2	0	0	0	0
23 Ben Davis.....	0.00	0-0	1	1	0	0/0	0	0.0	0	0	0	0	0
14 Dan Rhodes.....	4.93	2-5	12	6	3	0/0	2	49.1	60	32	27	18	22
25 Scott Monterastel	5.16	5-3	10	10	5	1/0	0	59.1	64	40	34	22	22
19 Pat Krebs.....	5.70	2-4	11	4	2	0/0	2	30.0	31	20	19	12	35
21 Tom Molter.....	6.00	5-3	9	8	4	0/0	0	48.0	48	36	32	24	48
22 Noah Turner.....	6.97	2-3	7	6	1	0/0	0	31.0	44	29	24	10	21
7 Clay Stephens....	7.36	0-0	5	0	0	0/0	0	7.1	10	7	6	4	4
24 Matt Clark.....	8.79	0-1	9	1	0	0/0	0	14.1	24	18	14	9	9
26 Casey Haggerty...	9.00	0-0	4	0	0	0/0	0	8.0	12	8	8	2	9
20 Josh Lehmkuhl....	9.00	0-0	3	0	0	0/0	0	3.0	6	3	3	5	3
27 Brian Davis.....	9.49	0-5	6	4	1	0/0	0	24.2	45	37	26	13	6
33 Jonathon Gregg...	12.00	0-0	5	0	0	0/0	0	3.0	2	4	4	3	4
37 Joe Schoonover...	13.98	1-4	9	5	0	0/0	0	28.1	51	51	44	23	17
11 Paul Smith.....	14.09	0-1	6	1	0	0/0	0	7.2	13	14	12	11	4
32 Ben Turner.....	18.00	0-0	2	0	0	0/0	0	2.0	6	4	4	2	2
Totals.....	7.31	17-29	46	46	16	1/0	4	316.1	418	303	257	158	206
Opponents.....	4.93	29-17	46	46	14	4/1	5	321.0	372	219	176	132	228

PB - Team (14), A. Giarmo 10, Ben Davis 2, A. Kidman 2, Opp (10). Pickoffs - Team (12), T. Molter 4, J. Schoonove 3, S. Monterastel 2, D. Rhodes 2, A. Kidman 1, Opp (6). SBA/ATT - A. Giarmo (27-31), Ben Davis (17-20), D. Rhodes (15-17), N. Turner (8-10), A. Kidman (9-10), P. Krebs (7-8), S. Monterastel (7-8), J. Schoonove (5-7), Brian Davis (5-5), T. Molter (2-3), M. Clark (1-2), C. Haggerty (2-2), J. Gregg (1-1).

Score by innings	1	2	3	4	5	6	7	8	9	Total
Hillsdale College	32	29	35	29	34	42	15	0	3	219
Opponents	45	59	50	43	47	30	23	3	3	303

Win-loss breakouts: Day 16-29; Night 1-0; vs Left 4-5; vs Right 13-24; 1-run games 2-6; 2-run games 5-4; 5-run games 6-13; Extra inns 0-3; Shutouts 1-4. Current streak: Lost 1; Longest winning streak: 4; Longest losing streak: 8. Attendance: Home 681 (avg 85); Away 2387 (avg 88); Total 3068 (avg 87).

The
Finish
LINE
FAMILY RESTAURANT

Steaks & Ice Cream

*Serving Breakfast, Lunch, Dinner
and Ice Cream Desserts*

75 W. Carleton Rd., Hillsdale, MI 49242
(517) 437-3470

Monday - Sunday from 6 am - 10 pm
We accept Visa, Mastercard, & American Express



Hillsdale College Baseball

Team Game-by-Game for Hillsdale College (as of May 05, 2008)

Batting (All games)

Date	Opponent	AB	R	H	RBI	2B	3B	HR	BB	IBB	SB	CS	HBP	SAC	SF	GDP	K	PO	A	E	Avg
2/29/08	vs Wheeling-Jesuit	34	16	17	16	3	0	2	6	0	3	1	1	0	1	0	2	21	10	3	.500
2/29/08	vs Wheeling-Jesuit	27	4	10	4	1	0	1	1	0	1	2	1	0	0	0	5	21	11	3	.443
3/2/08	vs St. Joseph's	23	0	3	0	0	0	0	0	0	0	0	0	0	0	0	5	21	7	3	.357
3/2/08	vs St. Joseph's	23	0	5	0	0	0	0	0	0	0	0	1	1	0	0	3	18	4	0	.327
3/14/08	vs Nebraska-Omaha	31	4	7	4	1	0	0	6	0	4	2	1	0	1	0	11	27	11	2	.304
Mar 15, 2008	vs So. New Hampshire	28	5	6	3	2	0	0	2	0	0	0	0	0	0	0	5	20	6	0	.289
Mar 15, 2008	vs So. New Hampshire	29	9	12	8	1	0	2	8	0	0	0	2	0	0	0	5	21	8	1	.308
3/16/08	vs St. Michael's	38	15	19	12	4	1	1	3	0	1	0	2	1	1	0	4	21	7	4	.339
3/16/08	vs St. Michael's	30	4	11	4	2	1	0	3	0	0	1	0	0	0	0	9	21	9	3	.342
Mar 18, 2008	vs Felician	25	2	4	2	1	0	0	4	0	1	0	0	1	0	1	5	18	9	4	.326
Mar 18, 2008	vs Felician	23	2	6	1	0	0	0	4	1	4	0	1	1	0	0	6	21	3	2	.322
Mar 26, 2008	at *Grand Valley State	31	6	6	5	1	0	0	4	1	0	0	1	0	0	2	5	21	11	3	.310
Mar 26, 2008	at *Grand Valley State	27	5	6	5	0	0	2	2	0	1	0	1	0	0	1	6	21	12	1	.304
Mar 29, 2008	at *Findlay	24	0	5	0	1	0	0	3	0	0	1	0	0	0	0	8	18	7	0	.298
Mar 29, 2008	at *Findlay	24	0	5	0	1	0	0	0	0	0	0	0	0	0	1	4	18	14	2	.293
Mar 30, 2008	at *Findlay	29	3	8	2	2	0	0	0	0	1	0	0	1	0	0	1	18	6	2	.291
Mar 30, 2008	at *Findlay	33	7	9	2	1	0	0	1	0	3	0	1	2	0	0	4	21	8	1	.290
Apr 01, 2008	at Central Michigan	40	8	14	7	3	0	0	3	0	2	0	2	0	1	0	12	24	12	3	.295
Apr 05, 2008	at *Wayne State	23	1	5	1	0	0	0	1	0	0	1	0	0	1	0	6	18	9	3	.292
Apr 05, 2008	at *Wayne State	26	3	7	3	1	0	1	4	0	0	0	0	0	0	0	2	18	6	1	.290
Apr 06, 2008	at *Wayne State	37	6	10	5	1	0	0	4	1	0	1	0	1	0	0	7	26	13	1	.289
Apr 06, 2008	at *Wayne State	31	2	7	1	2	1	0	1	0	2	0	0	0	0	0	12	23	9	1	.286
4/9/2008	*Grand Valley State	25	3	2	2	0	1	0	1	0	1	0	1	0	1	0	2	21	8	1	.278
4/9/2008	*Grand Valley State	24	1	3	1	0	1	0	2	0	0	0	1	0	0	0	4	21	13	0	.273
4/13/2008	*Mercyhurst College	26	2	7	2	0	0	0	1	0	0	1	1	1	1	0	8	21	10	1	.273
4/13/2008	*Mercyhurst College	22	2	4	2	0	1	1	1	0	0	0	0	1	0	0	8	21	10	0	.270
4/14/2008	*Mercyhurst College	25	6	6	5	2	0	0	4	0	2	0	1	0	0	0	7	21	10	0	.269
4/14/2008	*Mercyhurst College	21	1	1	1	0	0	0	3	0	2	0	2	1	1	0	1	21	8	4	.263
4/16/2008	Tiffin University	24	2	6	2	1	0	0	3	0	0	1	0	1	0	0	4	21	7	1	.263
4/16/2008	Tiffin University	26	4	5	2	1	0	1	3	0	0	0	1	0	0	0	6	21	9	0	.261
4/19/2008	*Northwood University	29	5	8	4	3	0	0	9	0	1	1	0	0	0	0	7	21	13	1	.261
4/19/2008	*Northwood University	22	7	8	6	1	0	0	2	0	1	1	0	4	0	0	2	21	4	4	.264
4/20/2008	*Northwood University	30	2	9	2	1	0	0	2	0	1	1	0	0	0	0	7	21	13	4	.265
4/20/2008	*Northwood University	24	9	7	7	1	0	0	8	0	1	1	0	2	1	0	2	21	5	0	.266
4/22/2008	Indianapolis	31	4	10	4	3	0	1	2	0	1	0	0	0	0	0	3	21	4	3	.267
4/22/2008	Indianapolis	23	3	7	3	2	0	0	5	1	1	1	1	1	1	0	4	21	14	3	.268
4/23/2008	Rochester College	30	10	13	9	2	1	0	3	0	1	1	0	3	0	0	1	21	9	4	.273
4/23/2008	Rochester College	33	15	16	14	3	1	2	5	0	3	0	1	1	1	0	2	21	7	3	.280
Apr 26, 2008	at *Ashland University	27	3	10	3	3	1	1	2	0	0	1	0	2	0	0	4	19	6	2	.282
Apr 26, 2008	at *Ashland University	31	5	12	5	2	1	0	1	0	1	1	3	0	0	1	4	18	9	1	.285
Apr 27, 2008	at *Ashland University	27	4	9	4	1	0	0	3	0	0	0	0	2	0	0	5	18	12	0	.286
Apr 27, 2008	at *Ashland University	29	5	11	4	2	0	0	2	0	1	0	0	1	0	1	4	21	9	0	.288
May 3, 2008	at *Gannon University	34	8	13	7	3	0	1	1	0	5	1	0	0	0	1	2	21	14	0	.291
May 3, 2008	at *Gannon University	28	9	11	8	5	0	0	2	0	1	0	0	2	1	1	3	21	9	0	.293
May 4, 2008	at *Gannon University	28	5	7	5	3	1	1	3	0	2	0	0	0	0	0	4	21	6	1	.292
May 4, 2008	at *Gannon University	23	2	5	2	1	0	1	4	0	2	0	1	0	1	2	7	18	13	1	.291
Totals		1278	219	372	189	68	11	18	132	4	50	20	27	30	13	11	228	949	414	77	.291



Hillsdale College Baseball

Team Game-by-Game for Hillsdale College (as of May 05, 2008)

Pitching (All games)

Hillsdale College Baseball

Date	Opponent	IP	H	R	ER	BB	SO	2B	3B	HR	WP	BK	HBP	DP	IBB	Score	W-L	SV	ERA
2/29/08	vs Wheeling-Jesuit	7.0	9	9	4	4	6	2	0	0	0	0	1	1	0	16-9	1-0	1	4.00
2/29/08	vs Wheeling-Jesuit	7.0	4	2	0	2	7	1	0	0	0	0	0	1	0	4-2	2-0	2	2.00
3/2/08	vs St. Joseph's	7.0	5	4	0	1	5	0	1	0	0	0	3	1	0	0-4	2-1	2	1.33
3/2/08	vs St. Joseph's	6.0	6	9	7	5	9	1	1	0	1	0	5	0	0	0-9	2-2	2	2.85
3/14/08	vs Nebraska-Omaha	9.0	10	7	6	6	3	1	0	1	0	0	3	3	0	4-7	2-3	2	3.31
Mar 15, 2008	vs So. New Hampshire	6.2	9	6	6	3	4	3	0	1	0	0	2	0	0	5-6	2-4	2	3.77
Mar 15, 2008	vs So. New Hampshire	7.0	8	5	4	3	8	4	0	1	0	0	0	0	0	9-5	3-4	2	3.81
3/16/08	vs St. Michael's	7.0	2	2	1	2	11	1	0	0	1	0	1	1	0	15-2	4-4	2	3.46
3/16/08	vs St. Michael's	7.0	14	11	7	5	6	4	0	0	1	0	2	0	0	4-11	4-5	2	3.85
Mar 18, 2008	vs Felician	6.0	6	3	1	2	2	2	0	0	0	0	1	1	0	2-3	4-6	2	3.62
Mar 18, 2008	vs Felician	7.0	6	1	0	2	9	0	1	0	0	0	0	0	0	2-1	5-6	2	3.29
Mar 26, 2008	at *Grand Valley State	7.0	12	7	7	4	4	0	0	0	0	0	1	1	1	6-7	5-7	2	3.60
Mar 26, 2008	at *Grand Valley State	7.0	4	4	3	2	4	0	1	0	0	0	0	1	0	5-4	6-7	2	3.55
Mar 29, 2008	at *Findlay	6.0	3	2	2	5	5	2	0	0	0	0	1	0	0	0-2	6-8	2	3.48
Mar 29, 2008	at *Findlay	6.0	12	8	5	3	1	1	0	0	1	0	0	0	0	0-8	6-9	2	3.61
Mar 30, 2008	at *Findlay	6.0	9	7	6	1	3	3	0	1	2	0	0	0	0	3-7	6-10	2	3.80
Mar 30, 2008	at *Findlay	7.0	11	4	4	1	6	1	1	1	0	0	1	0	0	7-4	7-10	3	3.81
Apr 01, 2008	at Central Michigan	8.0	14	16	16	11	10	5	2	2	3	0	3	0	0	8-16	7-11	3	4.47
Apr 05, 2008	at *Wayne State	6.0	22	17	17	2	3	8	0	2	0	0	1	0	0	1-17	7-12	3	5.18
Apr 05, 2008	at *Wayne State	6.0	12	11	11	4	6	1	1	1	2	0	0	2	0	3-11	7-13	3	5.52
Apr 06, 2008	at *Wayne State	8.2	12	7	7	4	7	1	0	1	5	0	1	0	2	6-7	7-14	3	5.53
Apr 06, 2008	at *Wayne State	7.2	10	3	2	3	2	1	0	0	0	0	0	0	0	2-3	7-15	3	5.34
4/9/2008	*Grand Valley State	7.0	10	7	6	3	1	5	0	0	4	0	0	1	0	3-7	7-16	3	5.37
4/9/2008	*Grand Valley State	7.0	13	11	11	6	1	3	0	1	1	0	0	0	0	1-11	7-17	3	5.61
4/13/2008	*Mercyhurst College	7.0	8	4	4	4	4	1	0	0	0	0	0	0	0	2-4	7-18	3	5.54
4/13/2008	*Mercyhurst College	7.0	2	0	0	2	3	1	0	0	0	0	0	0	0	2-0	8-18	3	5.33
4/14/2008	*Mercyhurst College	7.0	9	2	2	1	3	0	0	0	0	0	1	2	0	6-2	9-18	3	5.20
4/14/2008	*Mercyhurst College	7.0	11	8	7	4	2	2	0	1	1	0	0	0	0	1-8	9-19	3	5.27
4/16/2008	Tiffin University	7.0	14	9	9	3	4	5	0	1	0	0	2	0	0	2-9	9-20	3	5.40
4/16/2008	Tiffin University	7.0	17	16	16	6	3	1	0	4	0	0	0	1	0	4-16	9-21	3	5.75
4/19/2008	*Northwood University	7.0	9	9	7	3	0	2	1	3	0	0	1	1	0	5-9	9-22	3	5.80
4/19/2008	*Northwood University	7.0	7	5	4	3	12	2	0	0	1	0	4	0	0	7-5	10-22	4	5.74
4/20/2008	*Northwood University	7.0	11	12	10	7	2	3	0	0	0	0	2	0	0	2-12	10-23	4	5.87
4/20/2008	*Northwood University	7.0	5	4	4	1	5	1	0	2	0	0	2	1	0	9-4	11-23	4	5.81
4/22/2008	Indianapolis	7.0	10	9	8	4	5	3	0	1	1	0	0	0	0	4-9	11-24	4	5.88
4/22/2008	Indianapolis	7.0	7	5	1	1	1	1	1	0	1	0	1	1	1	3-5	11-25	4	5.74
4/23/2008	Rochester College	7.0	6	5	4	2	1	0	0	2	0	0	0	0	0	10-5	12-25	4	5.69
4/23/2008	Rochester College	7.0	7	7	5	8	10	1	0	1	0	0	0	0	0	15-7	13-25	4	5.67
Apr 26, 2008	at *Ashland University	6.1	8	4	4	6	5	1	0	2	0	0	0	0	2	3-4	13-26	4	5.64
Apr 26, 2008	at *Ashland University	6.0	18	16	16	4	3	3	1	3	1	0	2	1	0	5-16	13-27	4	5.93
Apr 27, 2008	at *Ashland University	6.0	10	6	6	5	1	2	0	1	0	0	0	0	0	4-6	13-28	4	5.95
Apr 27, 2008	at *Ashland University	7.0	4	1	1	1	4	1	0	1	0	0	1	2	0	5-1	14-28	4	5.83
May 3, 2008	at *Gannon University	7.0	7	2	2	1	3	0	2	0	0	0	0	0	0	8-2	15-28	4	5.74
May 3, 2008	at *Gannon University	7.0	12	7	7	3	4	5	0	1	1	0	0	1	0	9-7	16-28	4	5.77
May 4, 2008	at *Gannon University	7.0	5	3	2	0	6	2	0	0	1	0	0	0	0	5-3	17-28	4	5.68
May 4, 2008	at *Gannon University	6.0	8	6	5	5	2	3	0	0	0	0	0	0	1	2-6	17-29	4	5.69
Totals		316.1	418	303	257	158	206	90	13	35	28	0	42	23	7	219-303	17-29	4	5.69



Hillsdale College Baseball
Games Summary for Hillsdale College (as of May 05, 2008)
(All games)

Inning-by-inning	1	2	3	4	5	6	7	8	9	Total
Hillsdale College	32	29	35	29	34	42	15	0	3	219
Opponents	45	59	50	43	47	30	23	3	3	303

Win-Loss Record When

Overall.....	17-29	After 4 leading.....	13-1
Conference.....	10-18 trailing....	1-26
Non-Conference.....	7-11 tied.....	3-2
Home games.....	6-10	After 5 leading.....	15-0
Away games.....	6-13 trailing....	1-25
Neutral site.....	5-6 tied.....	1-4
Day games.....	16-29	After 6 leading.....	16-2
Night games.....	1-0 trailing....	0-23
vs Left starter....	4-5 tied.....	1-4
vs Right starter....	13-24		
1-Run games.....	2-6	Hit 0 home runs.....	8-24
2-Run games.....	5-4	... 1 home run.....	5-5
5+Run games.....	6-13	... 2+ home runs....	4-0
Extra innings.....	0-3		
Shutouts.....	1-4	Opponent 0 home runs	10-13
	 1 home run.	5-10
Scoring 0-2 runs... 2-13	 2+ HRS.....	2-6
..... 3-5 runs... 4-13			
..... 6-9 runs... 7-3		Made 0 errors.....	6-6
..... 10+ runs... 4-0	 1 error.....	4-9
	 2+ errors.....	7-14
Opponent 0-2 runs... 7-1			
..... 3-5 runs... 7-6		Opp. made 0 errors..	2-10
..... 6-9 runs... 3-14	 1 error... 2-9	
..... 10+ runs... 0-8	 2+ errors. 13-10	
Scored in 1st inning 8-7		Out-hit opponent....	13-2
Opp. scored in 1st.. 7-13		Out-hit by opponent.	3-24
Scores first..... 11-10		Hits are tied.....	1-3
Opp. scores first... 6-19			

Record when team scores:

Runs	0	1	2	3	4	5	6	7	8	9	10+
W-L	0-4	0-3	2-6	0-5	1-5	3-3	1-2	2-0	1-1	3-0	4-0

Record when opponent scores:

Runs	0	1	2	3	4	5	6	7	8	9	10+
W-L	1-0	2-0	4-1	1-2	3-3	3-1	0-3	2-5	0-2	1-4	0-8

Record when leading after:

Inn.	1	2	3	4	5	6
W-L	7-6	8-3	12-2	13-1	15-0	16-2

Record when trailing after:

Inn.	1	2	3	4	5	6
W-L	5-12	5-18	4-22	1-26	1-25	0-23

Record when tied after:

Inn.	1	2	3	4	5	6
W-L	5-11	4-8	1-5	3-2	1-4	1-4

Current losing streak: 1
 Longest winning streak: 4
 Longest losing streak: 8

SCOUTING THE GLIAC



Wayne State

Head Coach.....Ryan Kelley
 GLIAC record.....23-5 (1st)
 Overall record.....34-19
 Team Batting Average......311
 Team ERA.....4.70

2008 Results vs. Hillsdale

Wayne State 3, Hillsdale 2
 Wayne State 7, Hillsdale 6
 Wayne State 11, Hillsdale 3
 Wayne State 17, Hillsdale 1

2009 Schedule vs. Hillsdale

Wednesday, April 8th (DH)
 Saturday, April 25th (DH)
 Sunday, April 26th (S)



Grand Valley

Head Coach.....Steve Lyon
 GLIAC record.....17-7 (2nd)
 Overall record.....34-13
 Team Batting Average......347
 Team ERA.....4.47

2008 Results vs. Hillsdale

Grand Valley 11, Hillsdale 1
 Grand Valley 7, Hillsdale 3
 Hillsdale 5, Grand Valley 4
 Grand Valley 7, Hillsdale 6

2009 Schedule vs. Hillsdale

Saturday, March 21st (DH)
 Sunday, March 22nd (S)
 Wednesday, April 1st (DH)



Ashland

Head Coach.....John Schaly
 GLIAC record.....17-7 (3rd)
 Overall record.....40-18
 Team Batting Average......347
 Team ERA.....5.73

2008 Results vs. Hillsdale

Hillsdale 5, Ashland 1
 Ashland 6, Hillsdale 4
 Ashland 16, Hillsdale 5
 Ashland 4, Hillsdale 3

2009 Schedule vs. Hillsdale

Saturday, April 4th (DH)
 Sunday, April 5th (S)
 Monday, April 13th (DH)



Findlay

Head Coach.....Troy Berry
 GLIAC record.....18-8 (4th)
 Overall record.....28-21
 Team Batting Average......304
 Team ERA.....5.46

2008 Results vs. Hillsdale

Hillsdale 7, Findlay 4
 Findlay 7, Hillsdale 3
 Findlay 8, Hillsdale 0
 Findlay 2, Hillsdale 0

2009 Schedule vs. Hillsdale

Friday, April 10th (DH)
 Saturday, April 11th (S)
 Wednesday April 29th (DH)



Saginaw Valley

Head Coach.....Walt Head
 GLIAC record.....17-9 (5th)
 Overall record.....31-13
 Team Batting Average......315
 Team ERA.....4.87

2008 Results vs. Hillsdale

Cancelled due to weather

2009 Schedule vs. Hillsdale

Wednesday, March 25th (DH)
 Saturday, April 18th (DH)
 Sunday, April 19th (S)



Hillsdale College

Head Coach.....Paul Noce
 GLIAC record.....10-18 (7th)
 Overall record.....17-29
 Team Batting Average......291
 Team ERA.....7.31



Northwood

Head Coach.....Joe DiBendetto
 GLIAC record.....7-25 (8th)
 Overall record.....22-28
 Team Batting Average......317
 Team ERA.....7.07

2008 Results vs. Hillsdale

Hillsdale 9, Northwood 4
 Northwood 12, Hillsdale 2
 Hillsdale 7, Northwood 5
 Northwood 9, Hillsdale 5

2009 Schedule vs. Hillsdale

Saturday, March 28th (DH)
 Sunday, March 29th (S)
 Wednesday April 22nd (DH)



Tiffin

Head Coach.....Lonny Allen
 GLIAC record.....N/A
 Overall record.....19-24
 Team Batting Average......311
 Team ERA.....4.70

2008 Results vs. Hillsdale

Tiffin 9, Hillsdale 2
 Tiffin 16, Hillsdale 4

2009 Schedule vs. Hillsdale

Wednesday April 15th (DH)
 Saturday May 2nd (DH)
 Sunday, May 3rd (S)



2008 ALL-GLIAC

Player of the Year: Ben Minard - Ashland

Freshman of the Year: Michael Wiseman - Wayne State

Pitcher of the Year: Anthony Bass - Wayne State

Coach of the Year: Jay Alexander - Wayne State

GLIAC Baseball All-Conference First Team

Pos.	Name	School	Year	B-T	Hometown/High School
DH	Casey Robrahn	Grand Valley State	Jr.	R/R	Jenison, Mich.
C	Max Bell	Saginaw Valley State	Sr.	L/R	Goodrich, Mich.
1B	Ben Minard	Ashland	So.	R/R	Delaware, Ohio/Olentangy
2B	Brett Witzczak	Wayne State	Sr.	R/R	Hudsonville, Mich.
SS	Chris Haycox	Ashland	Sr.	R/R	Springfield, Ohio
3B	Jacob Petkac	Ashland	So.	R/R	Middleburg Heights, Ohio/Midpark
INF	Brian Sampsel	Findlay	Jr.	L/L	Coshocton, Ohio/River View
OF	Derek Hinke	Grand Valley State	Sr.	R/R	Cedar Rapids, Iowa
OF	Mark Lipscomb	Northwood	Sr.	R/R	Quincy, Mich.
OF	George Rohan	Findlay	Sr.	R/L	North Lima, Ohio/South Range
OF	Reed Welker	Saginaw Valley State	Sr.	R/L	Toledo, Ohio/St. John's
SP	Anthony Bass	Wayne State	Jr.	R/R	Trenton, Mich.
SP	Andre Benjamin	Grand Valley State	Jr.	L/L	Grand Ledge, Mich.
SP	Andrew Doyle	Saginaw Valley State	So.	L/L	Flint, Mich./Powers Catholic
SP	Scott Roy	Saginaw Valley State	Sr.	R/R	Mt. Morris, Mich./E.A. Johnson
RP	Jim Ludwig	Mercyhurst	Sr.	L/L	Mentor, Ohio/Lake Catholic

GLIAC Baseball All-Conference Second Team

Pos.	Name	School	Year	B-T	Hometown/High School
DH	Brandon Fanion	Saginaw Valley State	Sr.	R/R	Marysville, Mich.
C	Chase Beatty	Ashland	Sr.	R/R	Milan, Ohio/Edison
1B	Adam Kaminski	Wayne State	Jr.	R/R	Clinton Twp., Mich./Mt. Clemens
2B	Josh Hillyard	Grand Valley State	Jr.	R/R	Grand Rapids, Mich.
SS	Dan Bertolini	Mercyhurst	Sr.	R/R	Poland, Ohio/Seminary
3B	Jeff Peters	Findlay	Sr.	R/R	Lima, Ohio/Central Catholic
INF	Ben Shock	Northwood	Sr.	R/R	St. John's, Mich.
OF	Joe Luli	Mercyhurst	Sr.	R/R	Atwater, Ohio/Pikeville
OF	Matt Nickels	Grand Valley State	Jr.	L/L	Novi, Mich.
OF	David Quiroga	Ashland	Sr.	R/R	Toledo, Ohio
OF	Jamie Walczak	Mercyhurst	Jr.	R/R	Painesville, Ohio/Riverside
SP	Steve Grife	Mercyhurst	So.	R/R	Sheffield Lake, Ohio/Brookside
SP	Dane Little	Wayne State	Jr.	L/L	Windsor, Ontario/F.J. Brennan Catholic
SP	Caleb Meyer	Findlay	Sr.	R/R	Toronto, Ohio/Edison
SP	Brad Raj	Grand Valley State	So.	R/R	Southgate, Mich./Anderson
RP	Josh Barney	Findlay	Sr.	R/R	Whitehouse, Ohio/Anthony Wayne

GLIAC Baseball All-Conference Honorable Mention

Pos.	Name	School	Year	B-T	Hometown/High School
OF	Tyson Rowland	Ashland	Jr.	L/L	Warren, Ohio
P	Matt Schultz	Ashland	Jr.	R/R	Amherst, Ohio/Firelands
OF	Kyle Blessing	Findlay	Sr.	R/R	Springfield, Ohio
P	Patrick Burkin	Findlay	Sr.	R/R	Clyde, Ohio
SS	Jonathan Dziomba	Gannon	Jr.	L/R	Williamsville, N.Y./St. Joseph's
P/3B	Greg Radwan	Gannon	So.	R/R	Farnham, N.Y./St. Francis
1B	Cory Maguire	Grand Valley State	So.	L/L	Davison, Mich.
OF	Pat Radde	Grand Valley State	Sr.	L/L	Grand Rapids, Mich./F. Hills Central
P	Scott Monterastelli	Hillsdale	Jr.	R/R	Ottawa, Ill.
OF	Jesse Smith	Hillsdale	Jr.	R/R	Aurora, Ill.
P	John Morris	Mercyhurst	Sr.	R/R	New Castle, Pa./Mohawk
P	Wes Craig	Mercyhurst	Sr.	R/R	Ligonier, Pa./Mercyhurst North East
OF	Matt Czajkowski	Northwood	So.	R/R	Plymouth, Mich./Divine Child
1B	Matt Shields	Northwood	Sr.	R/R	Midland, Mich./Midland
OF	Josh Peterson	Saginaw Valley State	So.	R/R	Midland, Mich./Bullock Creek
OF	Charlie Thomas	Saginaw Valley State	So.	R/R	Northville, Mich.
OF	Ryan LaPensee	Wayne State	So.	R/R	LaSalle, Ont./St. Thomas of Villanova
C	Michael Wiseman	Wayne State	Fr.	L/R	White Lake, Mich./Lakeland

2008 GLIAC STATISTICAL LEADERS

BATTING LEADERS

Batting avg

1.	Grand Valley State	.347
2.	Ashland University	.347
3.	Northwood University	.317
4.	Saginaw Valley State	.315
5.	Wayne State (Mich.)	.311
6.	Univ. of Findlay	.304
7.	Mercyhurst College	.292
8.	Hillsdale College	.291
9.	Gannon University	.277

Doubles

1.	Ashland University	124
2.	Univ. of Findlay	107
3.	Grand Valley State	100
4.	Saginaw Valley State	94
5.	Wayne State (Mich.)	91
6.	Northwood University	80
7.	Mercyhurst College	72
8.	Hillsdale College	68
9.	Gannon University	57

Walks

1.	Ashland University	228
2.	Saginaw Valley State	198
3.	Wayne State (Mich.)	195
4.	Northwood University	180
5.	Mercyhurst College	170
6.	Grand Valley State	163
7.	Univ. of Findlay	159
8.	Hillsdale College	132
9.	Gannon University	119

Caught stealing

1.	Wayne State (Mich.)	27
2.	Grand Valley State	20
	Hillsdale College	20
4.	Univ. of Findlay	15
	Ashland University	15
6.	Mercyhurst College	13
7.	Gannon University	12
8.	Northwood University	11
9.	Saginaw Valley State	10

Slugging pct

1.	Ashland University	.524
2.	Saginaw Valley State	.492
3.	Grand Valley State	.479
4.	Northwood University	.449
5.	Univ. of Findlay	.448
6.	Wayne State (Mich.)	.425
7.	Hillsdale College	.404
8.	Mercyhurst College	.387
9.	Gannon University	.360

Triples

1.	Grand Valley State	18
	Ashland University	18
3.	Northwood University	17
4.	Wayne State (Mich.)	14
5.	Univ. of Findlay	12
6.	Hillsdale College	11
7.	Gannon University	10
8.	Mercyhurst College	5
	Saginaw Valley State	5

Hit by pitch

1.	Ashland University	82
2.	Northwood University	58
	Gannon University	58
4.	Wayne State (Mich.)	45
	Mercyhurst College	45
6.	Univ. of Findlay	41
7.	Grand Valley State	37
8.	Saginaw Valley State	30
9.	Hillsdale College	27

Steal attempts

1.	Ashland University	124
2.	Wayne State (Mich.)	107
3.	Northwood University	90
4.	Grand Valley State	82
5.	Univ. of Findlay	72
6.	Hillsdale College	70
7.	Mercyhurst College	68
8.	Gannon University	62
9.	Saginaw Valley State	54

On base pct

1.	Ashland University	.434
2.	Grand Valley State	.416
3.	Saginaw Valley State	.413
4.	Northwood University	.409
5.	Wayne State (Mich.)	.397
6.	Univ. of Findlay	.383
7.	Mercyhurst College	.380
8.	Gannon University	.368
9.	Hillsdale College	.366

Home runs

1.	Ashland University	55
2.	Saginaw Valley State	41
3.	Univ. of Findlay	28
4.	Northwood University	26
5.	Grand Valley State	23
6.	Wayne State (Mich.)	21
7.	Mercyhurst College	19
8.	Hillsdale College	18
9.	Gannon University	8

Strikeouts

1.	Univ. of Findlay	322
2.	Ashland University	283
3.	Gannon University	276
4.	Northwood University	270
5.	Wayne State (Mich.)	268
6.	Grand Valley State	232
7.	Mercyhurst College	229
8.	Hillsdale College	228
9.	Saginaw Valley State	216

Grounded into DP

1.	Ashland University	33
2.	Mercyhurst College	27
3.	Gannon University	24
4.	Saginaw Valley State	23
5.	Wayne State (Mich.)	20
6.	Northwood University	19
	Univ. of Findlay	19
8.	Grand Valley State	15
9.	Hillsdale College	11

Runs scored

1.	Ashland University	479
2.	Grand Valley State	385
3.	Northwood University	338
4.	Wayne State (Mich.)	334
5.	Saginaw Valley State	302
6.	Univ. of Findlay	276
7.	Mercyhurst College	233
8.	Hillsdale College	219
9.	Gannon University	194

Total bases

1.	Ashland University	963
2.	Grand Valley State	746
3.	Wayne State (Mich.)	679
4.	Univ. of Findlay	667
5.	Northwood University	651
6.	Saginaw Valley State	632
7.	Mercyhurst College	565
8.	Hillsdale College	516
9.	Gannon University	436

Sac bunts

1.	Mercyhurst College	54
2.	Wayne State (Mich.)	49
3.	Univ. of Findlay	45
4.	Grand Valley State	38
5.	Ashland University	30
	Hillsdale College	30
7.	Saginaw Valley State	28
8.	Gannon University	27
9.	Northwood University	18

PER-GAME BATTING

Hits per game

1.	Grand Valley State	11.51
2.	Ashland University	11.00
3.	Wayne State (Mich.)	9.38
4.	Univ. of Findlay	9.22
5.	Saginaw Valley State	9.20
6.	Northwood University	9.18
7.	Mercyhurst College	8.19
8.	Hillsdale College	8.09
9.	Gannon University	7.61

Hits

1.	Ashland University	638
2.	Grand Valley State	541
3.	Wayne State (Mich.)	497
4.	Northwood University	459
5.	Univ. of Findlay	452
6.	Mercyhurst College	426
7.	Saginaw Valley State	405
8.	Hillsdale College	372
9.	Gannon University	335

Total plate appearances

1.	Ashland University	2217
2.	Wayne State (Mich.)	1909
3.	Grand Valley State	1822
4.	Univ. of Findlay	1748
5.	Mercyhurst College	1742
6.	Northwood University	1725
7.	Saginaw Valley State	1560
8.	Hillsdale College	1481
9.	Gannon University	1419

Sac flies

1.	Ashland University	36
2.	Grand Valley State	25
3.	Wayne State (Mich.)	20
4.	Saginaw Valley State	19
5.	Northwood University	17
6.	Univ. of Findlay	14
7.	Hillsdale College	13
8.	Mercyhurst College	12
9.	Gannon University	4

Runs scored per game

1.	Ashland University	8.26
2.	Grand Valley State	8.19
3.	Saginaw Valley State	6.86
4.	Northwood University	6.76
5.	Wayne State (Mich.)	6.30
6.	Univ. of Findlay	5.63
7.	Hillsdale College	4.76
8.	Mercyhurst College	4.48
9.	Gannon University	4.41

Runs batted in

1.	Ashland University	428
2.	Grand Valley State	355
3.	Wayne State (Mich.)	305
4.	Northwood University	300
5.	Saginaw Valley State	270
6.	Univ. of Findlay	249
7.	Mercyhurst College	200
8.	Hillsdale College	189
9.	Gannon University	163

At bats

1.	Ashland University	1839
2.	Wayne State (Mich.)	1597
3.	Grand Valley State	1558
4.	Univ. of Findlay	1489
5.	Mercyhurst College	1461
6.	Northwood University	1450
7.	Saginaw Valley State	1284
8.	Hillsdale College	1278
9.	Gannon University	1211

Stolen bases

1.	Ashland University	109
2.	Wayne State (Mich.)	80
3.	Northwood University	79
4.	Grand Valley State	62
5.	Univ. of Findlay	57
6.	Mercyhurst College	55
7.	Gannon University	50
	Hillsdale College	50
9.	Saginaw Valley State	44

Doubles per game

1.	Univ. of Findlay	2.18
2.	Ashland University	2.14
3.	Saginaw Valley State	2.14
4.	Grand Valley State	2.13
5.	Wayne State (Mich.)	1.72
6.	Northwood University	1.60
7.	Hillsdale College	1.48
8.	Mercyhurst College	1.38
9.	Gannon University	1.30



2008 GLIAC STATISTICAL LEADERS

Triples per game

1.	Grand Valley State	0.38
2.	Northwood University	0.34
3.	Ashland University	0.31
4.	Wayne State (Mich.)	0.26
5.	Univ. of Findlay	0.24
6.	Hillsdale College	0.24
7.	Gannon University	0.23
8.	Saginaw Valley State	0.11
9.	Mercyhurst College	0.10

At bats per game

1.	Grand Valley State	33.15
2.	Ashland University	31.71
3.	Univ. of Findlay	30.39
4.	Wayne State (Mich.)	30.13
5.	Saginaw Valley State	29.18
6.	Northwood University	29.00
7.	Mercyhurst College	28.10
8.	Hillsdale College	27.78
9.	Gannon University	27.52

Batters SO out looking

1.	Wayne State (Mich.)	131
2.	Mercyhurst College	107
3.	Ashland University	100
4.	Saginaw Valley State	88
	Grand Valley State	88
6.	Hillsdale College	75
7.	Univ. of Findlay	66
8.	Gannon University	55
9.	Northwood University	47

Sac flies allowed

1.	Gannon University	32
2.	Ashland University	18
	Mercyhurst College	18
	Hillsdale College	18
5.	Univ. of Findlay	17
	Northwood University	17
7.	Saginaw Valley State	14
8.	Wayne State (Mich.)	11
9.	Grand Valley State	9

Homers per game

1.	Ashland University	0.95
2.	Saginaw Valley State	0.93
3.	Univ. of Findlay	0.57
4.	Northwood University	0.52
5.	Grand Valley State	0.49
6.	Wayne State (Mich.)	0.40
7.	Hillsdale College	0.39
8.	Mercyhurst College	0.37
9.	Gannon University	0.18

Plate appearances/game

1.	Grand Valley State	38.77
2.	Ashland University	38.22
3.	Wayne State (Mich.)	36.02
4.	Univ. of Findlay	35.67
5.	Saginaw Valley State	35.45
6.	Northwood University	34.50
7.	Mercyhurst College	33.50
8.	Gannon University	32.25
9.	Hillsdale College	32.20

Wins

1.	Ashland University	40
2.	Grand Valley State	34
	Wayne State (Mich.)	34
4.	Saginaw Valley State	31
5.	Univ. of Findlay	28
6.	Mercyhurst College	27
7.	Northwood University	22
8.	Hillsdale College	17
9.	Gannon University	8

Hits allowed

1.	Saginaw Valley State	359
2.	Mercyhurst College	376
3.	Grand Valley State	399
4.	Hillsdale College	418
5.	Wayne State (Mich.)	456
	Univ. of Findlay	456
7.	Gannon University	473
8.	Northwood University	493
9.	Ashland University	556

RBIs per game

1.	Grand Valley State	7.55
2.	Ashland University	7.38
3.	Saginaw Valley State	6.14
4.	Northwood University	6.00
5.	Wayne State (Mich.)	5.75
6.	Univ. of Findlay	5.08
7.	Hillsdale College	4.11
8.	Mercyhurst College	3.85
9.	Gannon University	3.70

PITCHING LEADERS

Earned run avg

1.	Grand Valley State	4.47
2.	Mercyhurst College	4.52
3.	Wayne State (Mich.)	4.70
4.	Saginaw Valley State	4.87
5.	Univ. of Findlay	5.46
6.	Ashland University	5.73
7.	Northwood University	7.07
8.	Hillsdale College	7.31
9.	Gannon University	9.83

Losses

1.	Gannon University	36
2.	Hillsdale College	29
3.	Northwood University	28
4.	Mercyhurst College	25
5.	Univ. of Findlay	21
6.	Wayne State (Mich.)	19
7.	Ashland University	18
8.	Grand Valley State	13
	Saginaw Valley State	13

Runs allowed

1.	Saginaw Valley State	223
2.	Grand Valley State	231
3.	Mercyhurst College	243
4.	Wayne State (Mich.)	262
5.	Univ. of Findlay	270
6.	Hillsdale College	303
7.	Ashland University	317
8.	Northwood University	345
9.	Gannon University	400

Stolen bases per game

1.	Ashland University	1.88
2.	Northwood University	1.58
3.	Wayne State (Mich.)	1.51
4.	Grand Valley State	1.32
5.	Univ. of Findlay	1.16
6.	Gannon University	1.14
7.	Hillsdale College	1.09
8.	Mercyhurst College	1.06
9.	Saginaw Valley State	1.00

Opposing bat avg

1.	Mercyhurst College	.264
2.	Grand Valley State	.273
3.	Saginaw Valley State	.283
4.	Wayne State (Mich.)	.286
5.	Univ. of Findlay	.309
6.	Ashland University	.310
7.	Hillsdale College	.321
8.	Northwood University	.339
9.	Gannon University	.366

Saves

1.	Mercyhurst College	11
	Univ. of Findlay	11
3.	Grand Valley State	9
4.	Ashland University	6
	Saginaw Valley State	6
6.	Wayne State (Mich.)	5
7.	Northwood University	4
	Hillsdale College	4
9.	Gannon University	2

Earned runs allowed

1.	Saginaw Valley State	173
2.	Grand Valley State	184
3.	Mercyhurst College	187
4.	Wayne State (Mich.)	211
5.	Univ. of Findlay	220
6.	Hillsdale College	257
7.	Northwood University	268
8.	Ashland University	282
9.	Gannon University	319

Walks per game

1.	Saginaw Valley State	4.50
2.	Ashland University	3.93
3.	Wayne State (Mich.)	3.68
4.	Northwood University	3.60
5.	Grand Valley State	3.47
6.	Mercyhurst College	3.27
7.	Univ. of Findlay	3.24
8.	Hillsdale College	2.87
9.	Gannon University	2.70

Innings pitched

1.	Ashland University	443.0
2.	Wayne State (Mich.)	403.2
3.	Mercyhurst College	372.1
4.	Grand Valley State	370.1
5.	Univ. of Findlay	362.1
6.	Northwood University	341.0
7.	Saginaw Valley State	320.0
8.	Hillsdale College	316.1
9.	Gannon University	292.0

Runners picked off

1.	Gannon University	21
2.	Mercyhurst College	16
3.	Hillsdale College	12
4.	Univ. of Findlay	10
5.	Grand Valley State	9
6.	Ashland University	8
	Wayne State (Mich.)	8
8.	Northwood University	7
9.	Saginaw Valley State	1

Walks allowed

1.	Grand Valley State	137
2.	Univ. of Findlay	140
3.	Saginaw Valley State	157
4.	Hillsdale College	158
5.	Ashland University	171
6.	Northwood University	174
7.	Wayne State (Mich.)	175
8.	Mercyhurst College	178
9.	Gannon University	192

Strikeouts per game

1.	Mercyhurst College	4.40
2.	Ashland University	4.88
3.	Saginaw Valley State	4.91
4.	Grand Valley State	4.94
5.	Hillsdale College	4.96
6.	Wayne State (Mich.)	5.06
7.	Northwood University	5.40
8.	Gannon University	6.27
9.	Univ. of Findlay	6.57

Batters struck out

1.	Wayne State (Mich.)	363
2.	Mercyhurst College	327
3.	Ashland University	312
4.	Saginaw Valley State	285
5.	Grand Valley State	281
6.	Northwood University	238
7.	Univ. of Findlay	231
8.	Hillsdale College	206
9.	Gannon University	170

Sac bunts allowed

1.	Hillsdale College	39
2.	Ashland University	37
	Grand Valley State	37
4.	Northwood University	31
5.	Wayne State (Mich.)	30
6.	Univ. of Findlay	29
7.	Mercyhurst College	27
	Saginaw Valley State	27
9.	Gannon University	23

Doubles allowed

1.	Saginaw Valley State	61
2.	Grand Valley State	66
3.	Mercyhurst College	67
4.	Univ. of Findlay	69
5.	Northwood University	88
6.	Hillsdale College	90
7.	Wayne State (Mich.)	91
8.	Ashland University	93
9.	Gannon University	127



2008 GLIAC STATISTICAL LEADERS

Hillsdale College Baseball

PER-GAME PITCHING

Triples allowed

1.	Mercyhurst College	8
2.	Univ. of Findlay	9
3.	Saginaw Valley State	10
4.	Grand Valley State	11
5.	Northwood University	12
6.	Hillsdale College	13
	Wayne State (Mich.)	13
8.	Ashland University	17
9.	Gannon University	20

Home runs allowed

1.	Northwood University	17
	Saginaw Valley State	17
3.	Univ. of Findlay	19
4.	Grand Valley State	21
5.	Mercyhurst College	27
6.	Wayne State (Mich.)	28
	Ashland University	28
8.	Gannon University	35
	Hillsdale College	35

Wild pitches

1.	Northwood University	48
2.	Ashland University	46
3.	Wayne State (Mich.)	43
4.	Gannon University	36
5.	Saginaw Valley State	34
6.	Mercyhurst College	29
7.	Hillsdale College	28
8.	Univ. of Findlay	27
9.	Grand Valley State	22

Balks

1.	Gannon University	9
2.	Grand Valley State	8
	Univ. of Findlay	8
	Ashland University	8
5.	Mercyhurst College	6
	Northwood University	6
7.	Wayne State (Mich.)	3
8.	Saginaw Valley State	2

Hit batters

1.	Univ. of Findlay	56
2.	Mercyhurst College	53
	Ashland University	53
	Gannon University	53
5.	Grand Valley State	45
6.	Saginaw Valley State	43
7.	Hillsdale College	42
8.	Wayne State (Mich.)	41
9.	Northwood University	36

Intentional BB allowed

1.	Grand Valley State	12
2.	Hillsdale College	7
3.	Ashland University	6
4.	Wayne State (Mich.)	5
5.	Mercyhurst College	3
	Univ. of Findlay	3
7.	Saginaw Valley State	2
8.	Gannon University	1

Innings per game

1.	Grand Valley State	7.88
2.	Ashland University	7.64
3.	Wayne State (Mich.)	7.62
4.	Univ. of Findlay	7.39
5.	Saginaw Valley State	7.27
6.	Mercyhurst College	7.16
7.	Hillsdale College	6.88
8.	Northwood University	6.82
9.	Gannon University	6.64

Strikeouts/game

1.	Wayne State (Mich.)	8.09
2.	Saginaw Valley State	8.02
3.	Mercyhurst College	7.90
4.	Grand Valley State	6.83
5.	Ashland University	6.34
6.	Northwood University	6.28
7.	Hillsdale College	5.86
8.	Univ. of Findlay	5.74
9.	Gannon University	5.24

Walks allowed/game

1.	Grand Valley State	3.33
2.	Ashland University	3.47
3.	Univ. of Findlay	3.48
4.	Wayne State (Mich.)	3.90
5.	Mercyhurst College	4.30
6.	Saginaw Valley State	4.42
7.	Hillsdale College	4.50
8.	Northwood University	4.59
9.	Gannon University	5.92

Doubles allowed/game

1.	Grand Valley State	1.60
2.	Mercyhurst College	1.62
3.	Univ. of Findlay	1.71
4.	Saginaw Valley State	1.72
5.	Ashland University	1.89
6.	Wayne State (Mich.)	2.03
7.	Northwood University	2.32
8.	Hillsdale College	2.56
9.	Gannon University	3.91

Triples allowed/game

1.	Mercyhurst College	0.19
2.	Univ. of Findlay	0.22
3.	Grand Valley State	0.27
4.	Saginaw Valley State	0.28
5.	Wayne State (Mich.)	0.29
6.	Northwood University	0.32
7.	Ashland University	0.35
8.	Hillsdale College	0.37
9.	Gannon University	0.62

Homers allowed/game

1.	Northwood University	0.45
2.	Univ. of Findlay	0.47
3.	Saginaw Valley State	0.48
4.	Grand Valley State	0.51
5.	Ashland University	0.57
6.	Wayne State (Mich.)	0.62
7.	Mercyhurst College	0.65
8.	Hillsdale College	1.00
9.	Gannon University	1.08

Fly outs/game

1.	Northwood University	9.63
2.	Gannon University	9.59
3.	Ashland University	9.00
4.	Hillsdale College	8.91
5.	Univ. of Findlay	8.47
6.	Wayne State (Mich.)	7.83
7.	Grand Valley State	7.83
8.	Mercyhurst College	7.01
9.	Saginaw Valley State	6.78

Ground outs/game

1.	Univ. of Findlay	11.23
2.	Grand Valley State	10.77
3.	Hillsdale College	10.58
4.	Saginaw Valley State	10.41
5.	Gannon University	10.23
6.	Ashland University	10.02
7.	Mercyhurst College	10.01
8.	Wayne State (Mich.)	9.43
9.	Northwood University	8.97

Batters faced/game

1.	Gannon University	49.10
2.	Northwood University	45.18
3.	Hillsdale College	44.41
4.	Univ. of Findlay	42.62
5.	Saginaw Valley State	42.41
6.	Ashland University	42.18
7.	Wayne State (Mich.)	41.29
8.	Grand Valley State	41.07
9.	Mercyhurst College	41.07

Hits allowed/game

1.	Mercyhurst College	9.09
2.	Grand Valley State	9.70
3.	Saginaw Valley State	10.10
4.	Wayne State (Mich.)	10.17
5.	Ashland University	11.30
6.	Univ. of Findlay	11.33
7.	Hillsdale College	11.89
8.	Northwood University	13.01
9.	Gannon University	14.58

Runs allowed/game

1.	Grand Valley State	5.61
2.	Wayne State (Mich.)	5.84
3.	Mercyhurst College	5.87
4.	Saginaw Valley State	6.27
5.	Ashland University	6.44
6.	Univ. of Findlay	6.71
7.	Hillsdale College	8.62
8.	Northwood University	9.11
9.	Gannon University	12.33

Earned runs/game

1.	Grand Valley State	4.47
2.	Mercyhurst College	4.52
3.	Wayne State (Mich.)	4.70
4.	Saginaw Valley State	4.87
5.	Univ. of Findlay	5.46
6.	Ashland University	5.73
7.	Northwood University	7.07
8.	Hillsdale College	7.31
9.	Gannon University	9.83



ALL-TIME HILLSDALE BASEBALL ROSTER

A		Scott Chaffee	1975-77	Dan Fodell	2007-08	Andy Joseph	1994-97
Bill Ackerman	1968	John Chapel	1986-89	Don Folmar	1971-74	Rick Juroe	1977
Andy Adams	1994-97	Steve Chiodo	1981-84	Bob Ford	1955	Jim Jurski	1988-91
Rob Ade	1981	Jim Chorba	1966	Scott Forst	1987	K	
Marcos Aguilera	2007-08	Nate Chucta	2005-2008	Dave Fosdick	1977	Tom Kanka	1981
Jason Ahee	1991-93	Matt Clark	2005-08	Greg Foughty	1970	Jason Keast	1999
Jerry Albert	1964-66	Phil Clum	1970; 73	Norm Frucci	1959-61	Bill Kehoe	1993
Douglas Allen	1981-83	Drew Cochran	1999-2002	Paul Funnell	2001-04	Mark Kehoe	2001
Bob Allerton	1955	Mark Collett	1988-89; 91	G		Steve Kellerman	2004
Ryan Anderson	2000-03	Mark Collier	1971; 73-74	Bob Gaberdiel	1959	Dan Kelly	1975-78
Bruce Anderson	1959-60	Marc Comstock	1973-76	John Gabriele	1975-76	Tim Kewin	1994-97
Dave Arends	1989-90	Ken Conley	1960	John Gadwood	1989-91	Alex Kidman	2005-08
Joe Arends	1987-90	Adam Connell	2008-	Kacey Gaffner	2005	George Kidman	1975
Tony Arrieta	1959-62	George Cook	1965-66	Jeffrey Galt	2007-	Mike Killen	1973; 76
Tom Ashbaugh	1971	Rick Cooper	1984-86	Richard Garofalo	1979-82	Brett King	1998-99
Rich Aubry	1973-74	Justin Crandall	1996-98	Brian Gasidlo	1998-2001	Josh Klooz	2005
Haig Avsharian	1989-92	Dan Crane	1955-57	Anthony Giarmo	2008-	Greg Knack	1981-83
B		Wiki Crespo	1955	Bob Gladieux	1987-90	Steve Kovacs	1969
Fred Bachmann	1962	Dennis Czuchaj	2005-07	Eric George	1996	Chris Kregel	1992-94
Dan Baker	2001-04	D		Kevin Gilchrist	1999-2002	Charlie Krebs	2002-05
Kirk Bailey	1979	Mike D'Agnes	2008-	Andrew Girton	2006	Pat Krebs	2008-
Chris Baley	1981-84	Ronald Dade	1965-66	Larry Glehi	1955-58	Ron Krause	1990-92
Mel Banks	1965-66	Michael David	2006	Jeremy Goetz	1998-2001	Pete Krouse	1995
Randy Baringer	1983-86	Andrew Davis	2007-08	Don Golpe	1959	Corey Krug	2003-06
Fred Barr	1983-85	Brian Davis	2007-08	Doug Goodnough	1987-90	Chuck Krumwiede	1972
Bill Bateman	1966	Ben Davis	2007-	Adam Goslin	2003-04	Geoff Krumwiede	2008-
Bob Bialik	1976	Chris Davis	1997	Archie Graham	1992	Dave Kubeshesky	1987
Joe Biedenbach	1993	Duke Davis	1959-61	Chris Greer	1999	L	
Tom Bishop	1961; 63-64	Tom DeBeche	1971; 73	Jonathon Gregg	2008-	Matthew LaPoint	1994
Robert Black	1970	Cleves Delp	1983-86	Shannon Gregson	1988-89	David Larsen	1974
Mike Blanchard	2008-	Dave Demerest	1973-76	Dan Gribben	1974	Chris Lattig	2000-03
Ken Blizzard	1955-57	Tony DeMonaco	1999-2002	Geoff Grover	2005-06	John Lawrence	2003-06
Lance Boehm	2004-07	Jeff DePorter	1985-88	Tom Gundry	1980-81	Dennis LaValley	1961
Paul Bongiovanni	1965-68	Steve Dickinson	1986	Aaron Gurley	1997-99	Bob Lazenby	1959-60
Bob Book	1968	Jim Dilbone	1958-59	H		Brian LeGree	1999-2000
Michael Bos	1968-69	Joe Dillon	1977	Will Hagerty	2003	Josh Lemkuhl	2005-08
Kyle Bowen	2001	Matt Dillon	2004-07	Casey Haggerty	2008-	Chuck Leneschmidt	1962
Jason Bowers	2002-03	Steve Doan	1962	El Haller	1960	James Lenic	1963-65
Bob Boyle	2003-04	Doug Doyle	1985-88	Joel Halonen	1996	Pete Lennington	1984; 86
John Bradford	1980-81	David Driscoll	1956-58	Bill Harder	1975	Chris Lepkowski	1995-97
Matt Brady	2004-07	Jeff Dubey	2004-07	Michael Harding	1968	Steven Lepkowski	1994
Bill Brannigan	2001-04	Dan DuBois	1988-91	Marcus Harris	2001-02	Angelo Leslie	1983; 85
Jim Braun	1992	Paul DuBose	1975	Joel Hassenzahl	1997	Randy Liebler	1977
Glenn Briggs	1978-79	Matt Dudek	2000-03	Vernon Haynes	1968; 70	Randy Liepa	1981-84
Michael Britt	1982	Joe Dudzinski	2005	Chuck Henle	1959-61	John Lierman	1979-82
Larry Bronkan	1970	Robert Duncan	1955-57	Jason Hensley	1993-96	John Lindstrand	1982
Anthony Bruce	1982-85	Chris Dunham	1995-97	Ryan Hill	1994-97	Scott Lockhart	1999-2002
Chris Bruce	1986	Kevin Dyer	1972; 74	Gabe Hooker	2004-06	Chad Logan	1990-93
Tony Bruce	1982-84	E		Mel Hopp	1955-57	Dave Longridge	1985-88
Dave Brundage	1983-84	Brent Earl	1986-87; 89	Bill Howe	1987-90	Jerry Lorenz	1955-58
Randy Buchler	1989	Ron Eible	1984-87	Jake Howells	2003-05	Kim Losik	1973-76
Brian Buckley	1984-87	John Ellsworth	1973-74	Brandon Hubbard	2005-	John Louden	2001
Tim Burke	1987	Mike Elward	1972	Gene Hubbard	1959-60	Andy Lovell	2003-06
Paul Burrell	1969	Mike Emerson	1990-91	Mike Hudecek	1981	David Luce	1982-83
C		Paul Emerson	1966-68	Ron Hughes	1959-61	M	
Tim Cain	1982-85	Don Eugenio	1955-57	J		Michael Macavage	1994
Dave Carapellotti	1989-92	Steve Everhart	2001	Larry Jacques	2004-07	Don MacGillivray	1971-74
Aric Carpenter	1991	F		John Jensen	1973	Mel MacKenzie	1955
Bob Casanova	1978	Steve Finch	1992-95	David Johnson	1983	Dan Maletich	1989-90; 92
Joe Cassise	1997-2000	Bob Finkovich	1990; 92-94	Dave Joiner	1993	Dan Marco	1964
Tony Castelberry	1999-2000	John Fleming	1973-76	Michael Jordon	1981-83	Tom Martin	1995-96



ALL-TIME HILLSDALE BASEBALL ROSTER

Hillsdale College Baseball

Mike Marvin	1998-2000	Aaron Petersen	1992-94; 96	Andy Schutt	1998; 2000	Dan Toole	1969-70
Jason Mass	1993	Kevin Phelen	2004	John Seeley	1969; 71-72	Kirk Trammell	1986-87
Jeff Mast	1977-78	Dennis Phillips	1986-89	Rick Selvig	1965-68	Tom Truscott	1960
Joe Matta	1977	Kent Phillips	2006	Todd Shaffer	1981	Joseph Tuckey	2007
John McArdle	1993	Bob Piper	1971	Harry Shatel	1963-65	Eric Turen	1978
Dan McCance	1975	Brett Pivoriunas	1998	Steve Shaum	1985	Aaron Turner	1999-2002
Jake McCloy	2004-06	George Plassmann	1972-74	Ron Sieman	1959-60	Ben Turner	2006-
Joe McFarland	1973-76	Steve Podolinski	1993	Craig Sikkema	1975	Noah Turner	2007-
Shane McFayden	1994-95; 97	Ray Podulka	1963-64	Dave Simmons	1959-61	Joe Twomey	1970
Mike McGavin	2001-04	Walt Poe	1956	Jerry Simmons	1965-66	Dave Tykoski	1994-97
Ken McKay	1979-82	Joseph Pollzzie	1974-75	John Sims	1998-2001	U	
Robert McKernan	1974	George Porritt	1977	Matthew Singer	2002-03	Lennid Urbanik	1961; 63
Jamie McNeil	2008-	Craig Pringle	1990	Chris Sinta	1991	Tom Uzelac	1969-70
Andrew Mellen	2004-07	Q		Jim Slaughter	1977-78	V	
Gregg Merians	1986-87	John Quaderer	1975	Tom Slepisky	1978-79	Rick Vallary	1960-61
Eric Michael	1984-87	R		Dick Smith	1977-78	Doug VanArsdalen	1978-79
Erik Mickles	1998	Bob Rabaja	1962-64	Don Smith	1959	Mike Vanderpool	1972
Jeremy Miller	1997-99	Aaron Racey	1997-99	Keye Smith	1998	Bill VandeVeegaete	1964; 66
Max Miller	1955	Craig Raney	1989-92	Paul Smith	2007-	Jason VanTilburg	1993-94
Rich Miller	1969-71	Sam Rangnone	1968-69	Richard Smith	1977-79	Tony Vespa	1983-86
Ryan Miller	2005-06	Marc Ranney	1969-72	Jim Solak	1992	W	
John Moffat	1955	Armand Ranguette	1978	Ryan Soldan	1994-97	Dave Waaso	1975-78
Tom Molter	2005-08	Joe Ransley	1991-94	Hank Soto	1997-98	Kyle Wade	2003-06
Chuck Moore	1963-64	Chuck Redding	1960-61	Gregory Spahiev	1981-83	Marty Walsh	1991-94
Troy Morris	2007-	Andy Reid	1991	Matt Sparre	1997-99	Jeff Waltz	2005-06
Wendell Moyer	1958	Mark Renfer	1982-85	Dave Srot	1971	Craig Walworth	1975
William Moyer	1955-56	Tom Rex	1976	Bob Sroufe	1964-66	Dave Ward	1976; 78
Erich Mullin	1994-97	Dave Rhine	1978-81	Ed St. Clair	1955	Lee Wattles	1998-2000
William Murphy	1963-64	Dan Rhodes	2008-	Brandon Stacey	1999-2002	Doug Weideman	1973-74
Tim Mustapha	1999-2003	Corey Richmond	1991	Clay Stephens	2008-	Matt Weiland	1999-2000
Bob Myers	1974-77	Rick Richner	1983-84	Harold Stevens	1977-79	Tony Wenson	1973
N		Tom Ridley	1960	Gary Stewart	1959-61	John West	1988-89
Andy Nanasi	1984-87	Ed Rinckey	1982-85	John Steyer	1992	Rick Westerhoff	1982-83
Tony Needham	1969	Herbert Ring, Jr.	1982	Max Stokes	1963	Jim Whitney	1966
Randy Nelson	1976-77	Mike Risher	1978	Jack Stone	1970-71	Mike Whitney	1962
Sam Newhard	1962	Rob Roberts	1991-94	Martin Stonehouse	1994-96	Reid Wiecks	1966
John Newhouse	1966-68	Archie Robinson	1969-72	Pete Stoner	1960	Chris Willerer	1986-89
Larry Nickels	1963-64	Matt Rockwood	1970	Eric Stover	1993	Al Williams	1955-56
Stan Nirider	1971-73	Bob Rodick	1978	Len Stover	1979	Scott Wingeier	1975-76
Dave North	1977-79	Randy Rohn	1994-95	Dick Stuckey	1971-72	Joseph Wolf	1982
Ian Northon	1997-2000	Jack Rosetti	1955-56	Scott Sugg	1986	Mike Woodhouse	1976
O		John Ross	1974	Shawn Sullivan	1982	Nathan Woollard	1998-2000
Russ O'Brien	2000	Clay Roth	1959-60	Todd Sweet	1994-97	Dave Word	1981
Michael O'Dowd	1990-92; 94	Tom Ruebel	1987-90	Mike Sypniewski	2004-07	Y	
Tim Oess	1994	Bob Ruedisili	1989-91	Adam Syswerda	2005-06	Rick Yarger	1977
Robert Oginsky	1990-91; 93-94	Jim Ruelle	1988	Keith Szajnecki	1979	Chris Young	1976
Brent Opland	2008-	Matthew Ruhl	2001-03	T		Mark Younger	1995
Pete Orman	1984	Ben Rush	1999-2002	Don Tallman	1955	Wes Yourth	1999
Len Osborn	1965-68	Larry Rutledge	1958-60	Ed Tallman	1958	Z	
Wayne O'Shaughnessy	1955-56; 58	S		Tom Tate	1955	Adam Zavislak	1997-99
Cort Otterbein	1977-79	Dave Sacharski	1969-72	Roger Taus	1959	Dennis Zbozen	1962
P		Troy Salvior	1987-90	Jerry Taylor	1958-60	Eddie Ziemke	1997
Ray Papach	1976-79	Matthew Sawicki	1983	Joel Taylor	1984-85	Mike Zimmerman	1976
James Paterson	1960	Al Schaffer	1955	Jonathan Tee	1994-95	John Zuckerman	1955
George Patten	1997	Jerry Schaffer	1959-61	Mark TeSlaa	1993		
Brian Paupore	1990-92	Ben Schemmel	1994-97	Al Thompson	1978	*No records for 1980 or 1967	
Duane Pelz	1966-69	Henry Schmedes	1968-69	Ron Timson	1965		
Brad Penex	2000	Joe Schoonover	2005-08	Gerald Tinkle	1969		
Ralph Perriello	1962	Matt Schramm	1998-99	Mark Tipton	1995		
Scott Peshke	1997	Dennis Schufelt	1961	Jay Tobin	1985-88		
Alex Pesusich	2003-04	Wayne Schurr	1959	Richard Tod	1963		



135 YEARS OF HILLSDALE BASEBALL

SINGLE-SEASON RECORDS

BATTING

Hits:

70 – Tony Castleberry (2000)
64 – Jeff DePorter (1988)
60 – Brian Buckley (1987)
59 – Tony Castleberry (1999)
58 – Tim Mustapha (1999)
57 – Kyle Wade (2006)
57 – Chris Lattig (2001)

At Bats:

176 – Tim Mustapha (2000)
170 – Chris Lattig (2001)
168 – Tony Castleberry (2000)
167 – Tony Castleberry (1999)
164 – Kevin Gilchrist (2000)
163 – Tim Mustapha (1999)
161 – Kirk Trammel (1987)
160 – Ben Rush (2000)

Runs:

50 – Tim Mustapha (1999)
48 – Andy Nanasi (1987)
48 – Matt Sparre (1999)
48 – Wes Yourth (1999)
48 – Tim Mustapha (2000)
46 – Tim Mustapha (2003)

2Bs:

18 – Tony Castleberry (2000)
16 – Matt Singer (2003)
16 – Larry Jacques (2006)
14 – Jeff DePorter (1988)
13 – Tony Bruce (1985)
13 – Wes Yourth (1999)
13 – Charlie Krebs (2004)
13 – Jake Howells (2005)
13 – Matt Dillon (2006)
13 – Brandon Hubbard (2008)

3Bs:

6 – Matt Sparre (1998)
5 – Jeremy Miller (1999)
4 – Brett Pivorius (1998)
4 – Brandon Hubbard (2008)
4 – Kyle Wade (2006)
4 – Mike Jordan (1983)

HRs:

15 – Brian Buckley (1987)
13 – Jeff DePorter (1988)
9 – Jake Howells (2005)
8 – John Sims (2000)
8 – John Sims (2001)
8 – Wes Yourth (1999)

RBIs:

61 – Brian Buckley (1987)
48 – Tony Bruce (1985)
47 – Tony Castleberry (1999)
44 – Wes Yourth (1999)
43 – Tony Castleberry (2000)
38 – Kevin Gilchrist (2000)
38 – Jason Bowers (2003)

Slugging %:

.848 – Jeff DePorter (1988)
.676 – Jake Howells (2005)
.653 – Matt Singer (2003)
.610 – Wes Yourth (1999)
.599 – Brandon Hubbard (2007)
.595 – Tony Castleberry (2000)

Walks:

43 – Andy Nanasi (1987)
37 – Randy Baringer (1985)
31 – Tim Mustapha (1999)
30 – Larry Jacques (2007)
28 – Alex Kidman (2006)

SBs:

45 – Robert Oginsky (1993)
39 – Bob Finkovich (1994)
28 – Tim Mustapha (1999)
26 – Tim Mustapha (2003)
25 – Brent Earl (1989)
23 – Robert Oginsky (1990)

Avg.:

.464 – Jeff DePorter (1988)
.444 – Dave Longridge (1988)
.437 – Doug Goodnough (1987)
.436 – Steve Chiodo (1983)
.426 – Bob Finkovich (1994)
.417 – Tony Castleberry (2000)
.415 – Dan Baker (2001)
.392 – Brian Buckley (1987)
.383 – Marcus Harris (2001)
.382 – Matt Singer (2003)
.382 – Brandon Hubbard (2007)

PITCHING

Wins:

10 – Andy Lovell (2005)
8 – Aaron Petersen (1994)
8 – Chris Willerer (1987)
7 – Andy Lovell (2006)
7 – Erich Mullin (1995)
7 – Erich Mullin (1996)
7 – Erich Mullin (1997)
7 – Corey Krug (2003)
7 – Corey Krug (2006)

Innings:

84 – Andy Lovell (2006)
79 $\frac{1}{3}$ – Corey Krug (2006)
79 $\frac{1}{3}$ – Matt Dudek (2002)
79 – Erich Mullin (1996)
72 – Doug Doyle (1987)
72 – Corey Krug (2004)
71 $\frac{1}{3}$ – Corey Krug (2005)
70 – Chris Willerer (1988)
70 – Andy Lovell (2005)
70 – Matt Dudek (2001)

Strikeouts:

77 – Andy Adams (1995)
72 – Corey Krug (2006)
70 – Corey Krug (2005)
64 – Matt Dudek (2002)
63 – Hank Soto (1998)
62 – Troy Salvior (1988)
60 – Corey Krug (2004)
58 – Andy Lovell (2006)

Saves:

5 – Rick Cooper (1984)
5 – Tom Molter (2007)
3 – Adam Zavislak (1999)
3 – Bob Boyle (2003)

ERA:

1.11 – Troy Salvior (1990)
1.75 – Randy Buchler (1989)
2.97 – Marcus Harris (2002)
3.58 – Andy Lovell (2005)

TEAM MVPs

1980 – Harold Stevens (OF)
1981 – Cort Otterbein (3B)
1982 – John Lierman (P)
1983 – Mike Jordan (P)
1984 – Steve Chiodo (LF)
1985 – Tim Cain (C)
1986 – Brian Buckley (C)
1987 – Brian Buckley (1B)
1988 – Jeff DePorter (1B)
1989 – Bill Howe (C)
1990 – Troy Salvior (P)
1991 – Jim Jurski (P/OF)
1992 – Marty Walsh (1B)
1993 – Chad Logan (P)
1994 – Bob Finkovich (IF)
1995 – Ryan Hill (C)
1996 – Jason Hensley (P/OF)
1997 – Dave Tykoski (INF)
1998 – Hank Soto (P/INF)
1999 – Tony Castleberry (OF)
2000 – Tony Castleberry (OF)
2001 – Marcus Harris (P/OF)
2002 – Tim Mustapha (OF)
2003 – Tim Mustapha (OF)
Matt Singer (C)
2004 – Charlie Krebs (IF/DH)
2005 – Jake Howells (IF)
2006 – Kyle Wade (OF)
2007 – Brandon Hubbard (SS/2B)
2008 – Jesse Smith (OF)

ACADEMIC ALL-AMERICANS

1985 – Tim Cain (Catcher)
1987 – Ron Eible (Pitcher)
1988 – Doug Doyle (Pitcher)
1989 – Bill Howe (Catcher)
2000 – Tony Castleberry (OF/C)



135 YEARS OF HILLSDALE BASEBALL

CAREER RECORDS

BATTING

Hits:

- 209 – Tim Mustapha (1999-03)
- 172 – Doug Goodnough (1987-90)
- 160 – John Sims (1998-01)
- 159 – Jeff DePorter (1985-88)
- 157 – Chris Lattig (2000-03)
- 154 – Mike McGavin (2001-04)
- 148 – Ben Rush (2000-02)
- 143 – Larry Jacques (2004-07)
- 143 – Matt Dillon (2004-07)
- 143 – Brandon Hubbard (2005 - present)

At Bats:

- 611 – Tim Mustapha (1999-03)
- 565 – Mike McGavin (2001-04)
- 509 – John Sims (1998-01)
- 511 – Matt Dillon (2004-07)
- 500 – Ben Rush (2000-02)
- 485 – Chris Lattig (2000-03)
- 480 – Randy Baringer (1983-86)
- 474 – Andy Nanasi (1984-87)
- 465 – Larry Jaques (2004-07)
- 464 – Charlie Krebs (2002-05)
- 444 – Brandon Hubbard (2005 - present)

Runs:

- 181 – Tim Mustapha (1999-03)
- 122 – Randy Baringer (1983-86)
- 111 – John Sims (1998-01)
- 114 – Andy Nanasi (1984-87)
- 108 – Brandon Hubbard (2005 - present)
- 89 – Mike McGavin (2001-04)
- 89 – Chris Lattig (2000-03)
- 83 – Larry Jacques (2004-07)

Doubles:

- 36 – Charlie Krebs (2002-05)
- 36 – Larry Jacques (2004-07)
- 35 – John Sims (1998-01)
- 32 – Brandon Hubbard (2005-present)
- 30 – Jeff DePorter (1985-88)
- 30 – Tim Mustapha (1999-03)
- 29 – Matt Dillon (2004-07)

Triples:

- 8 – Matt Sparre (1996-99)
- 8 – Brandon Hubbard (2005-present)
- 7 – Jeremy Miller (1996-99)
- 7 – Tim Mustapha (1999-03)
- 7 – Kyle Wade (2003-06)
- 6 – Andy Nanasi (1984-87)
- 6 – Tony Bruce (1982-85)

Home Runs:

- 33 – Brian Buckley (1984-87)
- 20 – Randy Baringer (1983-86)
- 24 – John Sims (1998-01)
- 12 – Larry Jacques (2004-07)

Slugging %:

- .610 – Wes Yourth – (1999)
- .605 – Brian Buckley (1984-87)
- .597 – Matt Singer (2002-03)
- .540 – John Sims (1998-01)
- .540 – Tony Castleberry (1999-00)

Walks:

- 102 – Tim Mustapha (1999-03)
- 94 – Randy Baringer (1983-86)
- 75 – John Sims (1998-01)
- 69 – Larry Jacques (2004-07)

SBs:

- 138 – Bob Finkovich (1991-94)
- 120 – Robert Oginsky (1991-94)
- 87 – Tim Mustapha (1999-03)

Avg.:

- .397 – Bob Finkovich (1991-94)
- .385 – Tony Castleberry (1999-00)
- .363 – Matt Singer (2002-03)
- .367 – Doug Goodnough (1987-90)
- .364 – Jeff DePorter (1985-88)
- .357 – Matt Sparre (1996-99)
- .344 – Tony Bruce (1982-85)
- .342 – Tim Mustapha (1999-03)
- .337 – Brian Buckley (1984-87)
- .337 – Dave Longridge(1985-88)
- .334 – Jake Howells (2002-05)

PITCHING

Wins:

- 24 – Andy Lovell (2003-06)
- 24 – Corey Krug (2003-06)
- 24 – Erich Mullin (1994-97)
- 18 – Troy Salvior (1987-90)
- 17 – Chris Willerer (1986-89)

Innings:

- 275 $\frac{1}{3}$ – Corey Krug (2003-06)
- 264 $\frac{1}{3}$ – Matt Dudek (2000-03)
- 253 $\frac{1}{3}$ – Andy Lovell (2003-06)
- 243 $\frac{2}{3}$ – Erich Mullin (1994-97)
- 228 $\frac{2}{3}$ – Chris Willerer (1986-89)
- 228 – Tom Molter (2005-08)
- 223 $\frac{1}{3}$ – Ryan Anderson (2000-03)
- 221 $\frac{2}{3}$ - Troy Salvior (1987-90)

Strikeouts:

- 235 – Corey Krug (2003-06)
- 191 – Andy Adams (1994-97)
- 182 – Andy Lovell (2003-06)
- 180 – Troy Salvior (1987-90)
- 166 – Matt Dudek (2000-03)
- 164 – Tom Molter (2005-08)
- 152 – Chris Willerer (1986-89)

ERA:

- 2.85 – Troy Salvior (1987-90)
- 3.61 – Chris Willerer (1986-89)
- 4.58 – Corey Krug (2003-06)

Saves:

- 8 – Tom Molter (2005-08)
- 7 – Dave Goodnough (1987-90)
- 5 – Rick Cooper (1984-86)

2009 Hillsdale College Baseball Schedule

<i>Day</i>	<i>Date</i>	<i>Opponent</i>	<i>Location</i>	<i>Time/Results</i>
Sat.	Feb. 21	at Indianapolis	Indianapolis, Ind.	12 p.m.
Thu. - Sun.	Feb. 26 - March 1	First Spring Trip	Winter Haven, Fla.	
Fri.	Feb. 27	Nebraska-Omaha	Winter Haven, Fla.	1:30 p.m.
Sat.	Feb. 28	Lewis	Winter Haven, Fla.	11 a.m.
Sun.	March 1	Kentucky Wesleyan (s)	Winter Haven, Fla.	9:15 a.m.
Sat.	March 7	Oakland City	Oakland City, Ind	11 a.m.
Sat.	March 7	University of Indianapolis	Oakland City, Ind.	2 p.m.
Fri.-Thu.	March 13-19	Second Spring Trip	Savannah, Ga.	-
Sat.	March 14	Fairmont State	Savannah, Ga.	11 a.m.
Sun.	March 15	Fairmont State	Savannah, Ga.	11 a.m.
Tue.	March 17	Armstrong Atlantic (s)	Savannah, Ga.	2 p.m.
Wed.	March 18	Armstrong Atlantic (s)	Savannah, Ga.	6 p.m.
Sat.	March 21	vs. Grand Valley State*	Hillsdale, Mich.	1 p.m.
Sun.	March 22	vs. Grand Valley State* (s)	Hillsdale, Mich.	1 p.m.
Wed.	March 25	at Saginaw Valley State*	University Center, Mich.	2 p.m.
Sat.	March 28	vs. Northwood*	Hillsdale, Mich.	1 p.m.
Sun.	March 29	vs. Northwood*	Hillsdale, Mich.	1 p.m.
Wed.	April 1	at Grand Valley State*	Allendale, Mich.	2 p.m.
Sat.	April 4	at Ashland*	Ashland, Ohio	1 p.m.
Sun.	April 5	at Ashland* (s)	Ashland, Ohio	1 p.m.
Wed.	April 8	vs. Wayne State*	Hillsdale, Mich.	2 p.m.
Fri.	April 10	at Findlay*	Findlay, Ohio	1 p.m.
Sat.	April 11	at Findlay* (s)	Findlay, Ohio	1 p.m.
Mon.	April 13	vs. Ashland	Hillsdale, Mich.	1 p.m.
Wed.	April 15	vs. Tiffin*	Hillsdale, Mich.	2 p.m.
Thu.	April 16	at Siena Heights (s)	Adrian, Mich.	3:30 p.m.
Sat.	April 18	vs. Saginaw Valley State*	Hillsdale, Mich.	1 p.m.
Sun.	April 19	vs. Saginaw Valley State* (s)	Hillsdale, Mich.	1 p.m.
Mon.	April 20	vs. Ashland*	Hillsdale, Mich.	2 p.m.
Wed.	April 22	at Northwood*	Midland, Mich.	2 p.m.
Sat.	April 25	at Wayne State*	Detroit, Mich.	1 p.m.
Sun.	April 26	at Wayne State* (s)	Detroit, Mich.	12 p.m.
Wed.	April 29	vs. Findlay*	Hillsdale, Mich.	2 p.m.
Sat.	May 2	at Tiffin*	Tiffin, Ohio	1 p.m.
Sun.	May 3	at Tiffin* (s)	Tiffin, Ohio	12 p.m.
Sat.-Sun.	May 9-10	GLIAC Tournament	Chillicothe, Ohio	TBA

Home games in BOLD AND CAPS

(s) - single game

* - GLIAC Game